

STATE	FED. ROAD DIST. NO.	FISCAL YEAR	SHEET NO.	TOTAL SHEETS
IOWA	5	1975	1	7
PROJECT NUMBER				
RS-2671(3)--61-24				
R.O.W. PROJECT NUMBER				

IOWA
DEPARTMENT OF TRANSPORTATION
Highway Division

PLANS OF PROPOSED IMPROVEMENT ON THE

FARM TO MARKET SYSTEM
CRAWFORD COUNTY
175' X 24' CONTINUOUS I-BEAM BRIDGE
45° SKEW
PROJECT NO. RS-2671(3)--61-24

SCALES AS NOTED

IOWA STATE HIGHWAY COMMISSION STANDARD SPECIFICATIONS SERIES 1972 PLUS CURRENT SPECIAL PROVISIONS AND SUPPLEMENTAL SPECIFICATIONS OF THE IOWA DEPARTMENT OF TRANSPORTATION--HIGHWAY DIVISION SHALL APPLY TO WORK ON THIS PROJECT.

INDEX OF SHEETS

SHEET NO.	ITEM
1	TITLE SHEET, INCLUDING ESTIMATE OF QUANTITIES, CONVENTIONAL SIGNS, MILEAGE SUMMARY, TYPICAL CROSS SECTION
2	PLAN AND PROFILE
3	BRIDGE DETAILS
4	STANDARD RF-5
5	STANDARD RF 30-A
6	STANDARD RF 30-B
7	STANDARD RF-32
8-9	CROSS SECTIONS CAN BE OBTAINED AT COUNTY ENGINEERS OFFICE.

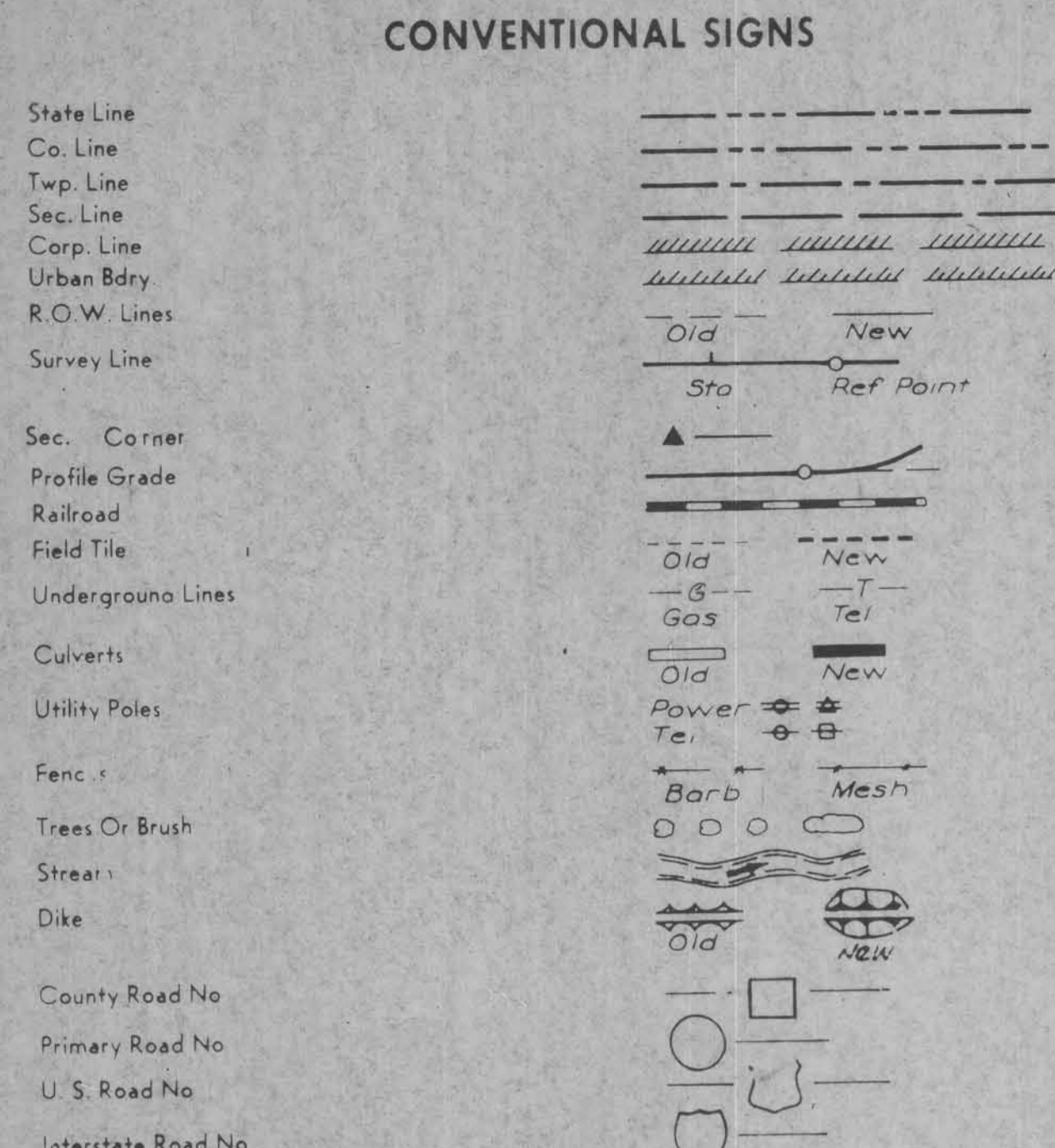
MILEAGE SUMMARY

STA. 0+50.0 TO STA. 27+00	2650.000 FT.	0.502 MI.
DEDUCT BRIDGE STA. 18+60	180.188 FT.	0.034 MI.
TOTAL NET MILEAGE	2469.812 FT.	0.468 MI.

REMOVALS

REMOVALS INCLUDE DISPOSITION OF:
60' X 20' PONY TRUSS BRIDGE
30' X 20' WOOD APPROACH
30" X 40" C.M.P.
24" X 44" C.M.P.
18" X 36" C.M.P.

- TYPE "A" COMPACTION WILL BE REQUIRED. NO OVERHAUL ALLOWED. INCLUDES 4410 CU. YDS. FOR WING DIKES AND BERMS AT BRIDGE, 886 CU. YDS. FOR BERM LT. SIDE ROADWAY, FROM STA. 3+00 TO STA. 10+27.
- ON ALL BORROW BEYOND THE 33' R.O.W. SALVAGE TOPSOIL 8" AND RESPREAD AFTER GRADING IS COMPLETED.
- THE FLOOR, CURBS, AND WING POSTS (113.0 CU. YDS.) ARE TO BE CLASS "D" CONCRETE. THE REMAINDER (74.0 CU. YDS.) ARE TO BE CLASS "C" CONCRETE.
- CLASS 20 EXCAVATION INCLUDES BRIDGE 42.0 CU. YDS. AND ROADWAY PIPE CULVERT 109 CU. YDS.
- CLASS 21 EXCAVATION (27 CU. YDS.) SHALL BE CONSIDERED INCIDENTAL TO COST OF REVETMENT.
- 14° ELBOW (FABRICATION ONLY) TO BE CONSIDERED INCIDENTAL TO 30" C.M.P.
- 8° ELBOW (FABRICATION ONLY) TO BE CONSIDERED INCIDENTAL TO 36" C.M.P.



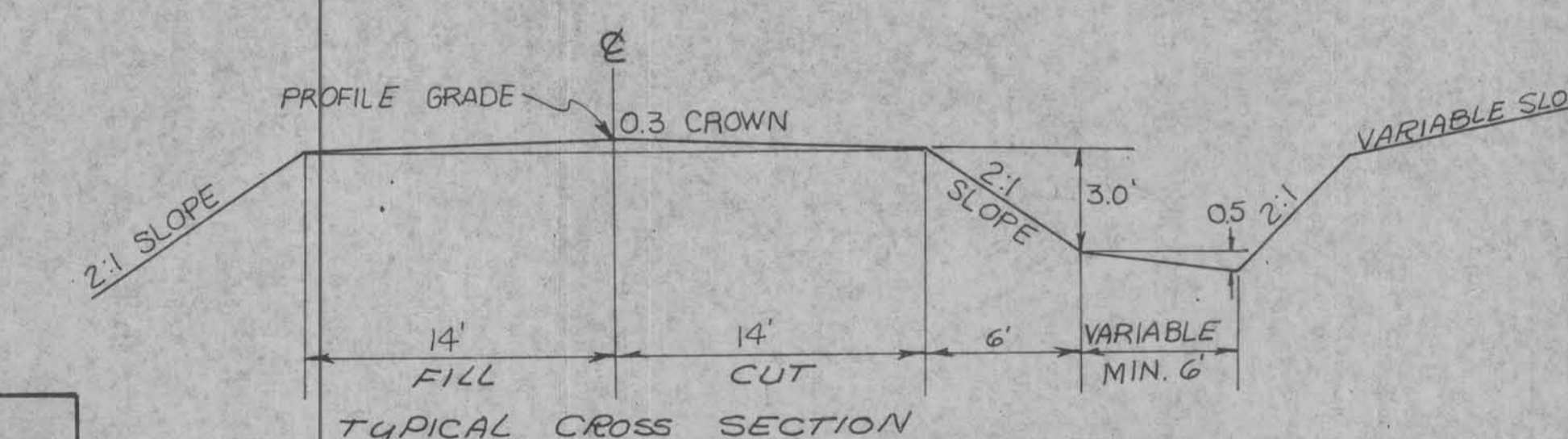
IOWA STATE HIGHWAY COMMISSION STANDARDS REQUIRED (AVAILABLE AT I.S.H.C. STORE ROOM)

STANDARD	ISSUED	REVISED
VI2-3-64		6-28-68
VI2-7-64		6-28-68
VI2-8-64		6-28-68
VI2-8A-64	AUGUST 1967	4-25-68 6-28-68 10-18-74 3-6-74
VI2-9-64	APRIL 1963	6-28-68
VI2-10-64		6-28-68
VI2-11-64		6-28-68
VI2-45-64		6-28-68

ESTIMATE OF QUANTITIES

NO.	ITEM	UNIT	TOTAL
1	CONCRETE, STRUCTURAL	CU. YD.	187.0
2	STEEL, REINFORCING	LB.	39,514.0
3	STEEL, STRUCTURAL	LB.	89,055
4	HANDRAIL, ALUMINUM	LIN. FT.	353.7
5	HP 10 X 42 STEEL BEARING PILING	FURNISH 18 @ 40'	LIN. FT. 720
		DRIVE 18 @ 40'	LIN. FT. 720
6	HP 12 X 53 STEEL BEARING PILING	FURNISH 12 @ 45'	LIN. FT. 540
		DRIVE 12 @ 45'	LIN. FT. 540
	ENCASE 12 @ 20'	LIN. FT.	240
7	CULVERT, CORR. METAL ROADWAY PIPE 30 IN. DIA.	LIN. FT.	60
8	CULVERT, CORR. METAL ROADWAY PIPE 36 IN. DIA.	LIN. FT.	62
9	APRON, METAL 30 IN. DIA.	EACH	2
10	APRON, METAL 36 IN. DIA.	EACH	2
	CULVERT, CORR. METAL ENTRANCE PIPE	LIN. FT.	
	CULVERT, CORR. METAL ENTRANCE PIPE	LIN. FT.	
11	EXCAVATION, CLASS 10, ROADWAY & BORROW	CU. YDS.	20,313
12	EXCAVATION, CLASS 10, CHANNEL	CU. YDS.	948
13	EXCAVATION, CLASS 20	CU. YDS.	151
14	TOPSOIL, STRIP, SALVAGE AND SPREADING	CU. YDS.	2,618
15	REVETMENT, CLASS D-RIP RAP	TONS	375
16	REMOVAL OF EXISTING STRUCTURES	L.S.	LUMP SUM
17	CLEARING & GRUBBING	DOLLARS	\$ 101.10

IT SHALL BE THE CONTRACTOR'S RESPONSIBILITY TO PROVIDE WASTE AREAS OR DISPOSAL SITES FOR EXCESS MATERIAL WHICH IS NOT DESIRABLE TO BE INCORPORATED IN THE WORK INVOLVED ON THIS PROJECT. NO PAYMENT FOR OVERHAUL WILL BE ALLOWED FOR MATERIAL HAULED TO THESE SITES. USABLE MATERIAL SHALL BECOME THE PROPERTY OF CRAWFORD COUNTY.



STA. 27+00 END PROJECT
STA. 18+60 175' X 24' CONTINUOUS I-BEAM BRIDGE 45° SKEW DESIGN NO. 176
STA. 0+50 BEGIN PROJECT



APPROVED
Vern Rouse
Charles J. Smith
Don H. Jensen
BOARD OF SUPERVISORS

DISTRICT PLANNING ENGINEER
IOWA DEPT. OF TRANSPORTATION
HIGHWAY DIVISION
APPROVED DATE

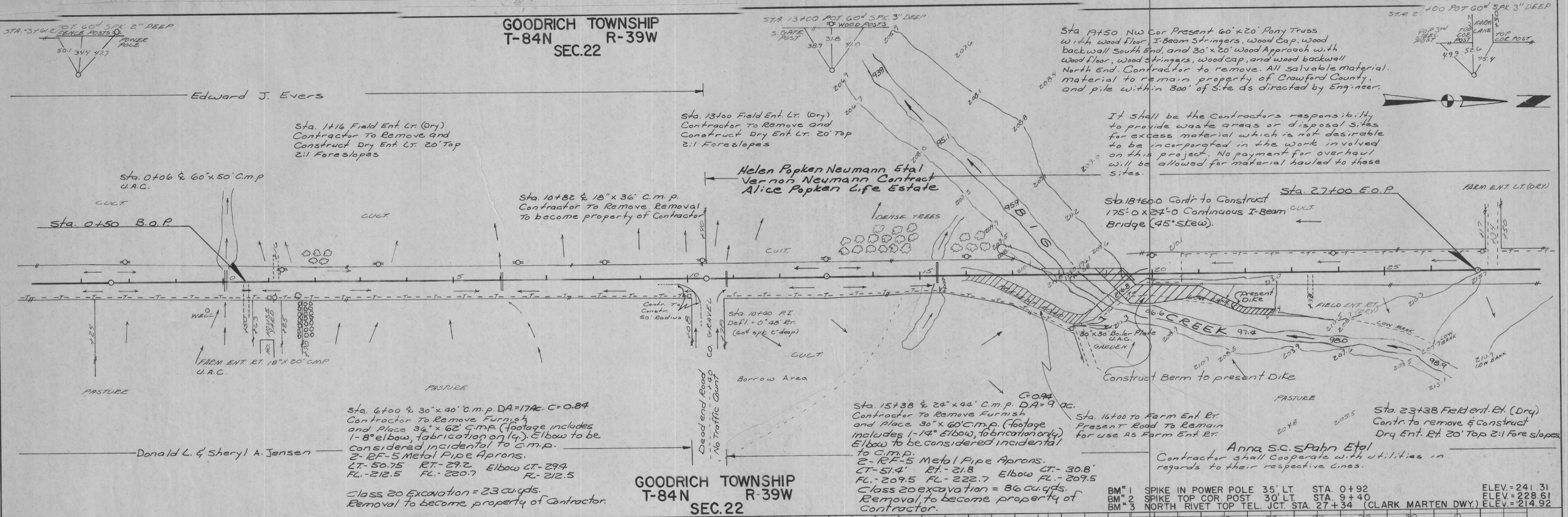
I HEREBY CERTIFY THAT THIS PLAN WAS PREPARED UNDER MY SUPERVISION AND THAT ENGINEERING DECISIONS WITH REGARD TO THE DESIGN WERE MADE BY ME OR BY OTHER DULY REGISTERED PROFESSIONAL ENGINEERS UNDER THE LAWS OF THE STATE OF IOWA.
H. Dale Wright Sept 30, 1975
IOWA REGISTRATION NUMBER 5798 DATE

DEPARTMENT OF TRANSPORTATION
IOWA
Highway Division
APPROVED
DEPUTY CHIEF ENGINEER DATE

APPROVED
U.S. DEPT. OF TRANSPORTATION
FEDERAL HIGHWAY ADMINISTRATION
DIVISION ENGINEER DATE

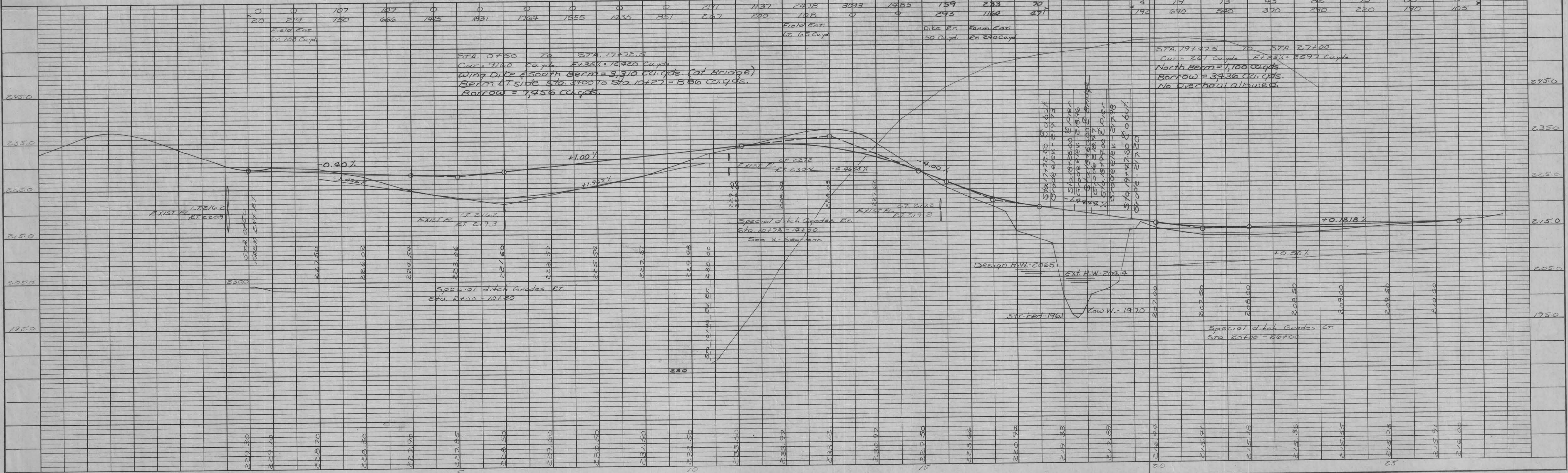
BRIDGE & GRADING LETTING DATE: DECEMBER 9, 1975
CRAWFORD COUNTY
PROJECT NO. RS-2671(3)--61-24

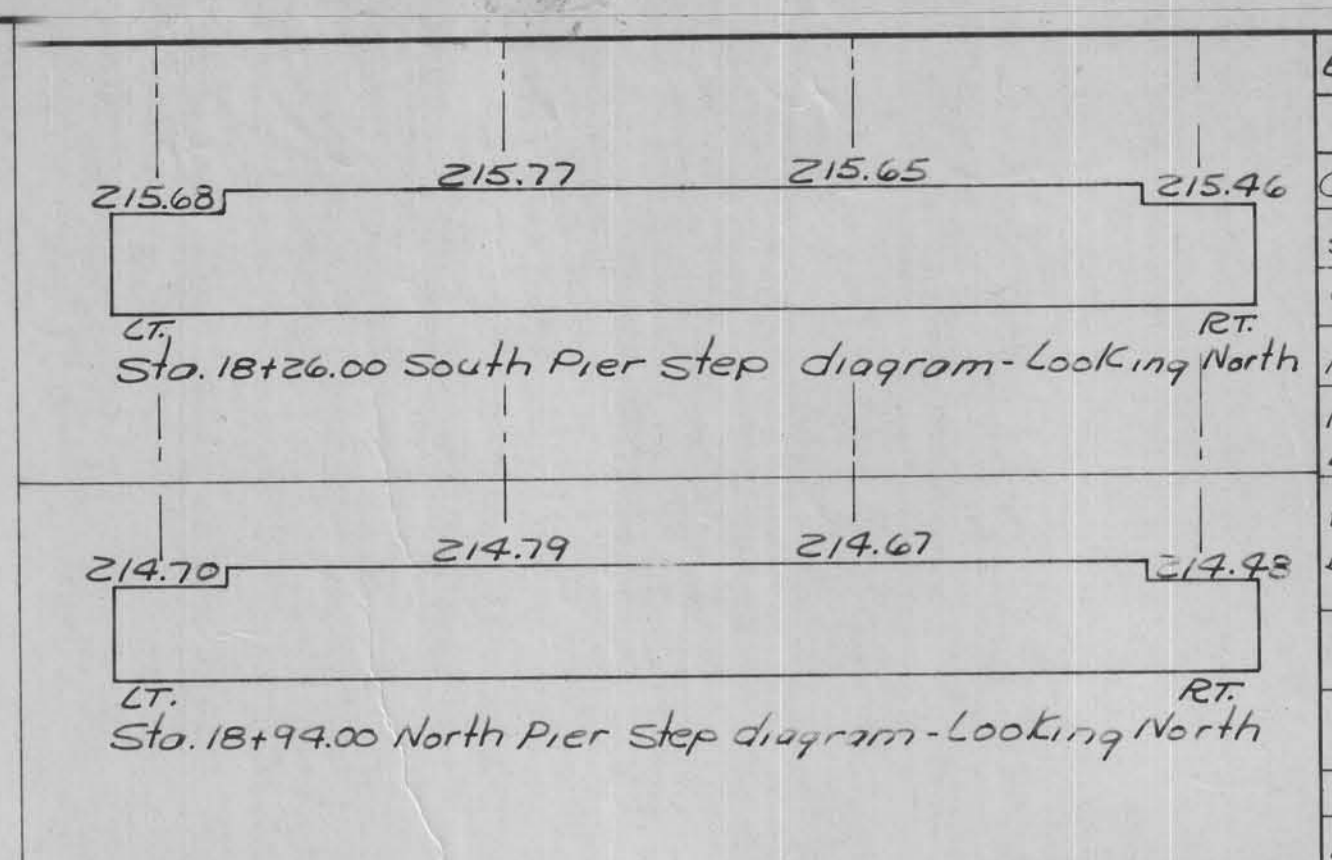
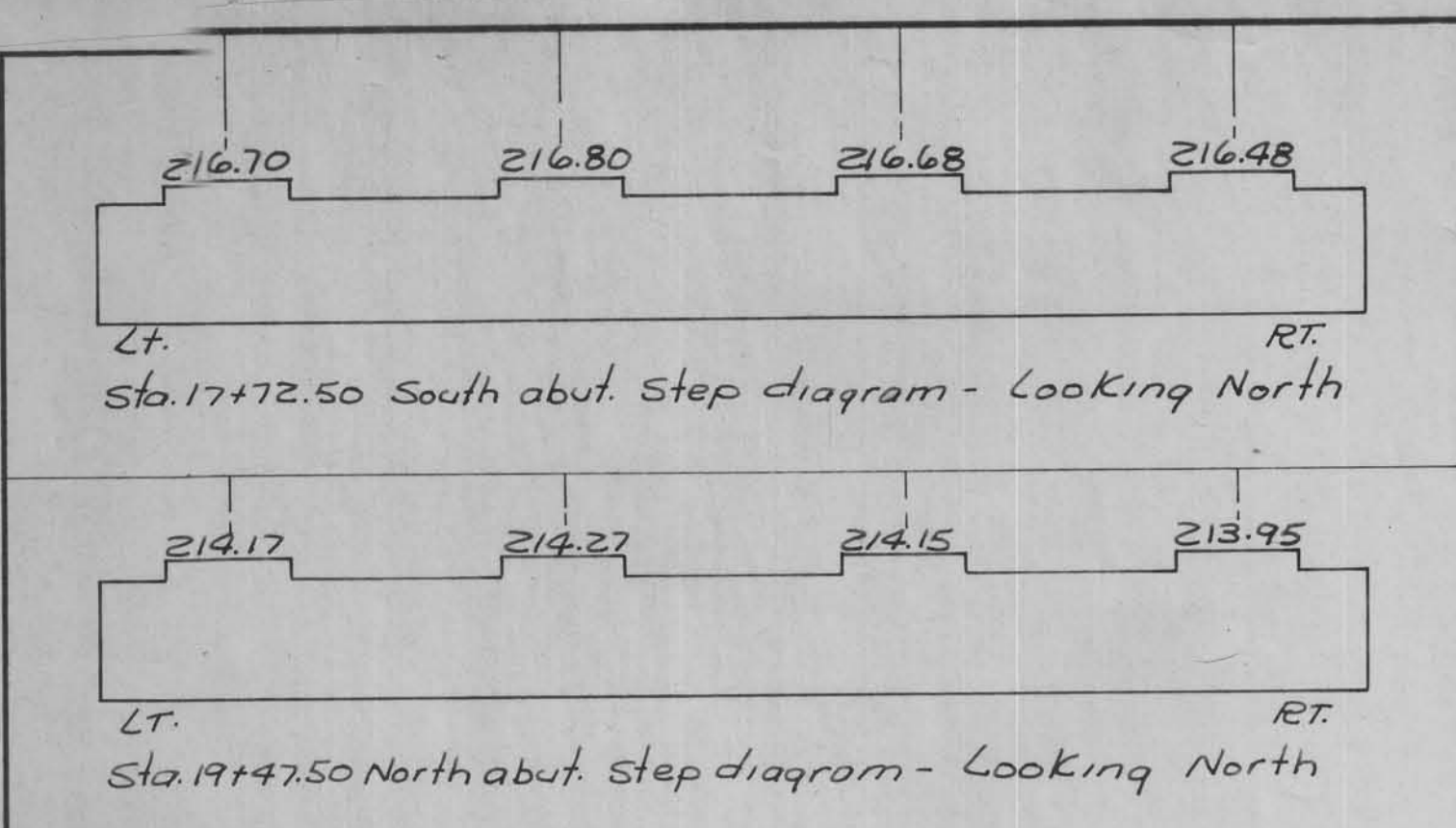
GOODRICH TOWNSHIP
T-84N R-39W
SEC.22



DATE	
BY	
REVISION	
PLAN	
NOTE BOOK	
NO.	

DATE	
BY	
REVISION	
PROFILE	
NOTE BOOK	
NO.	

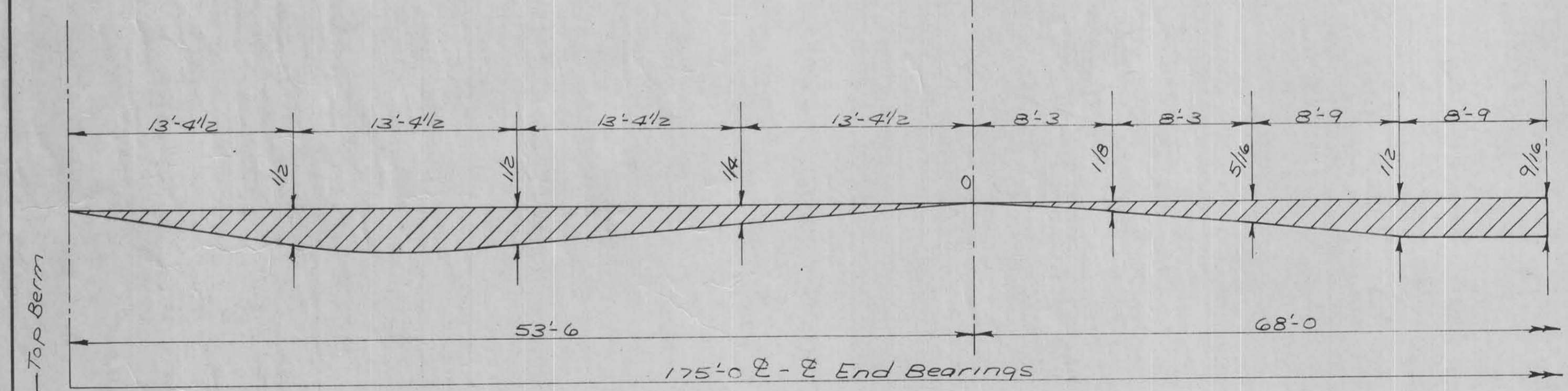
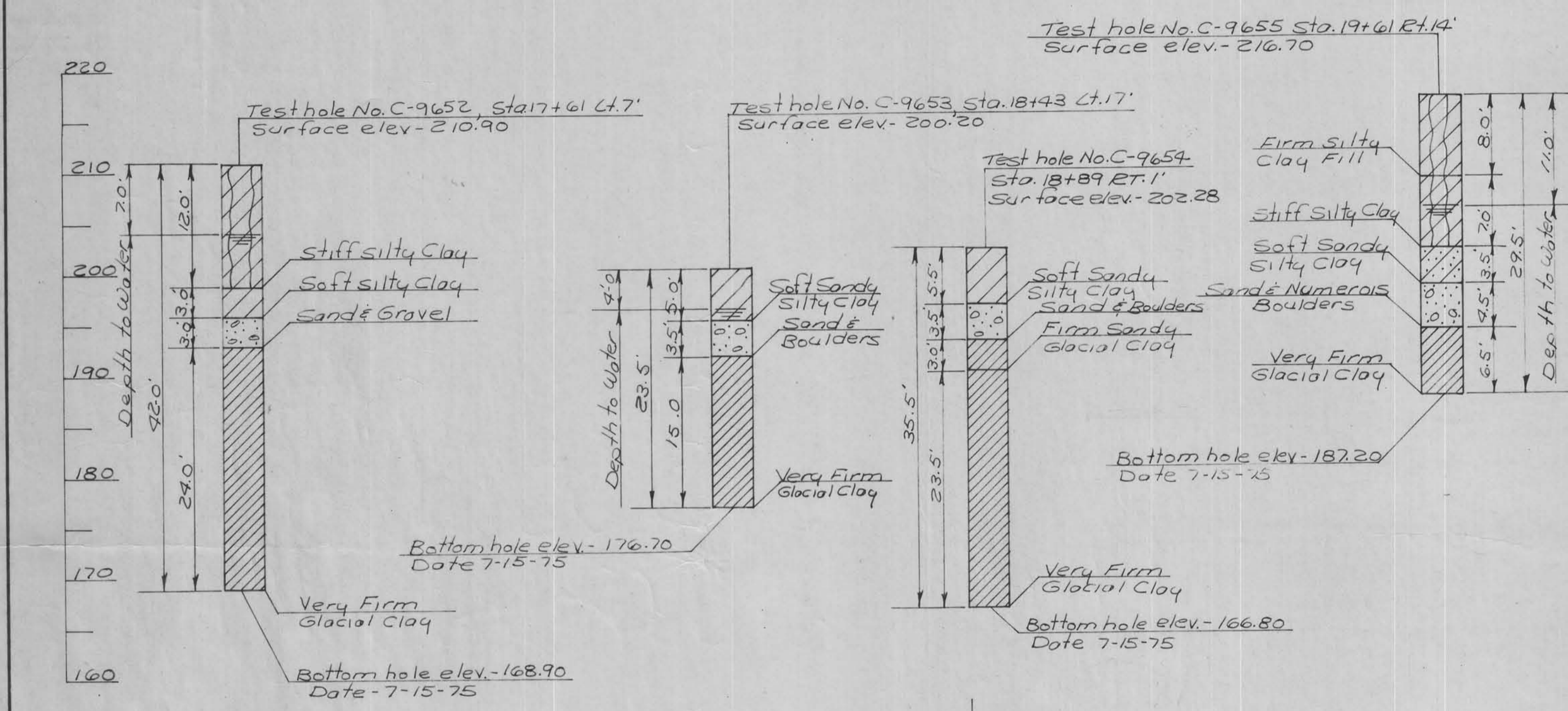




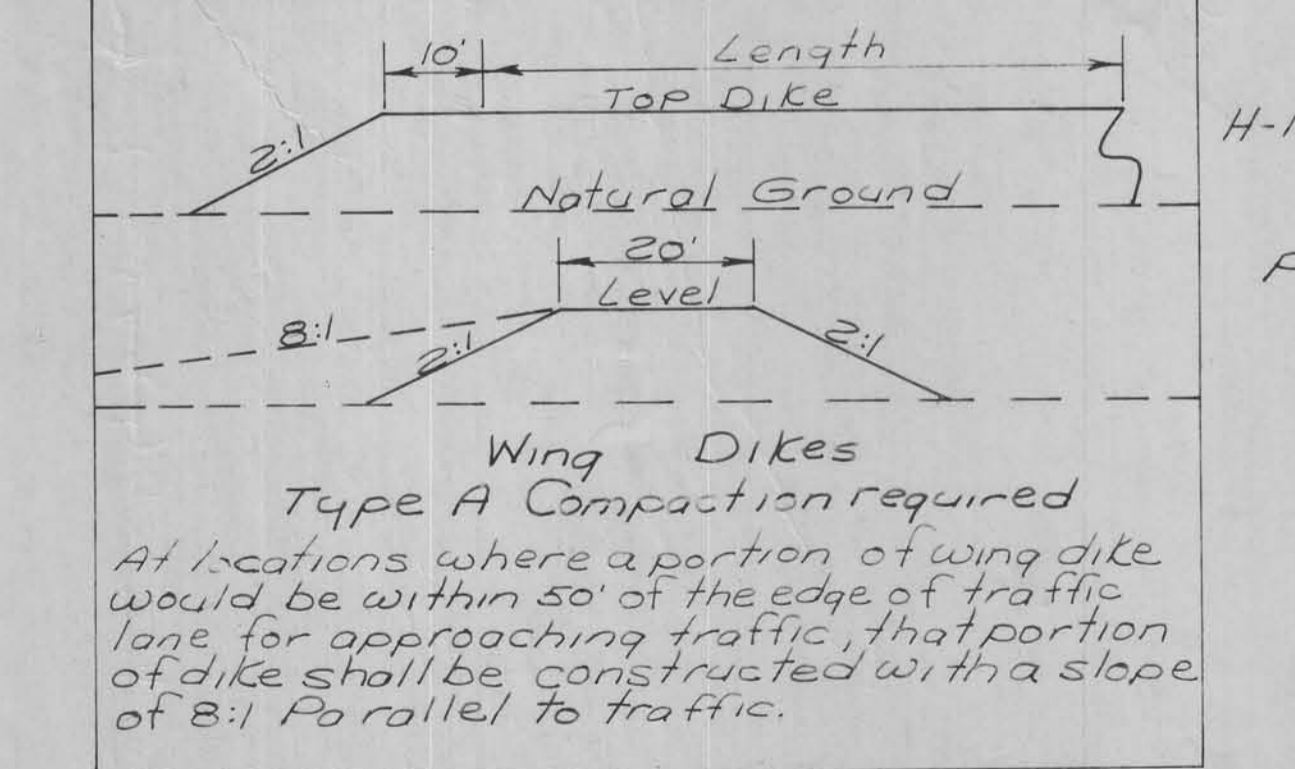
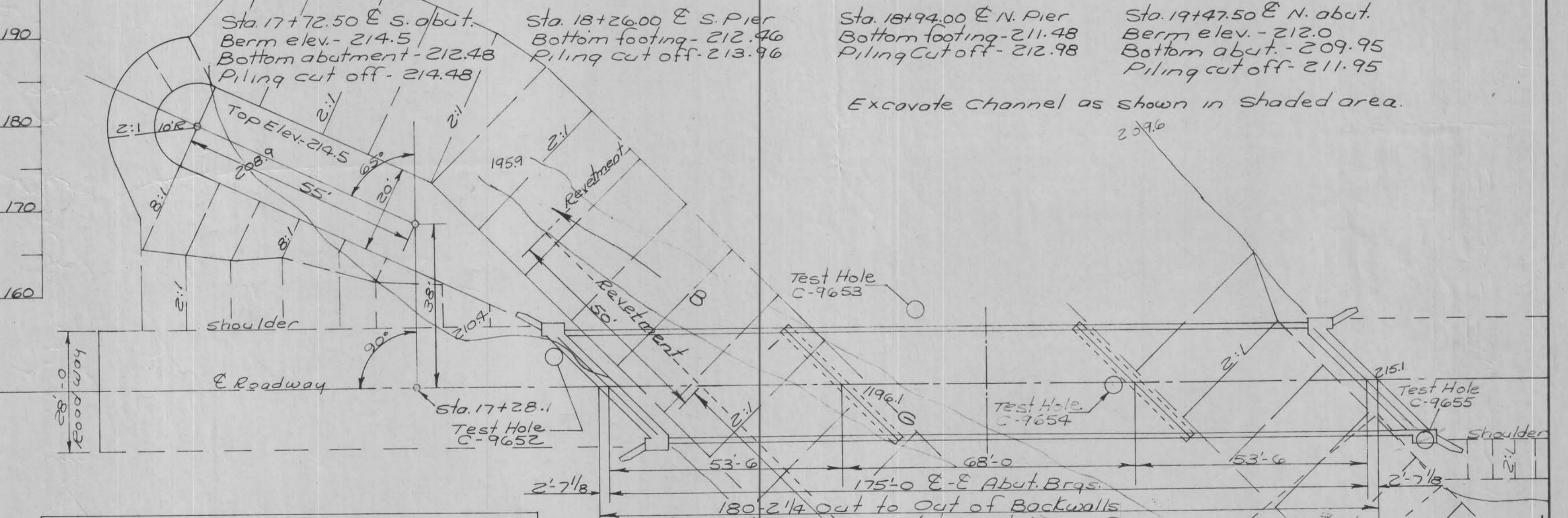
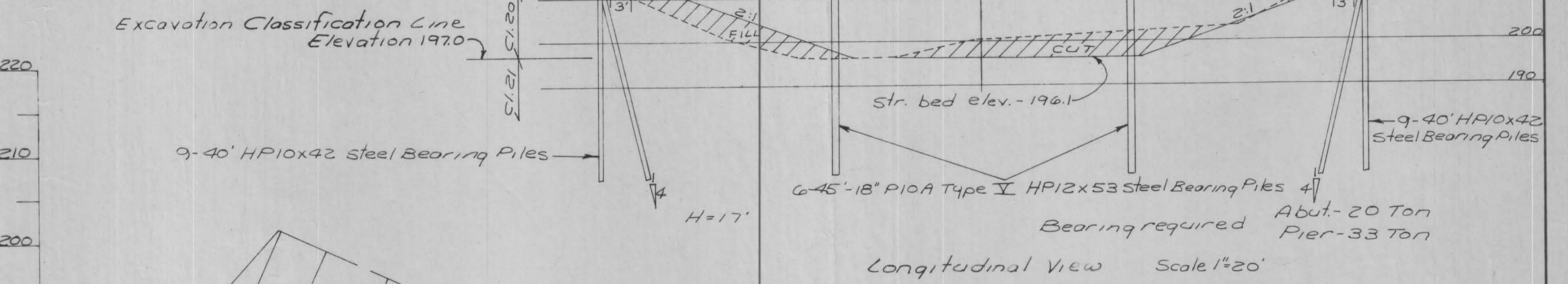
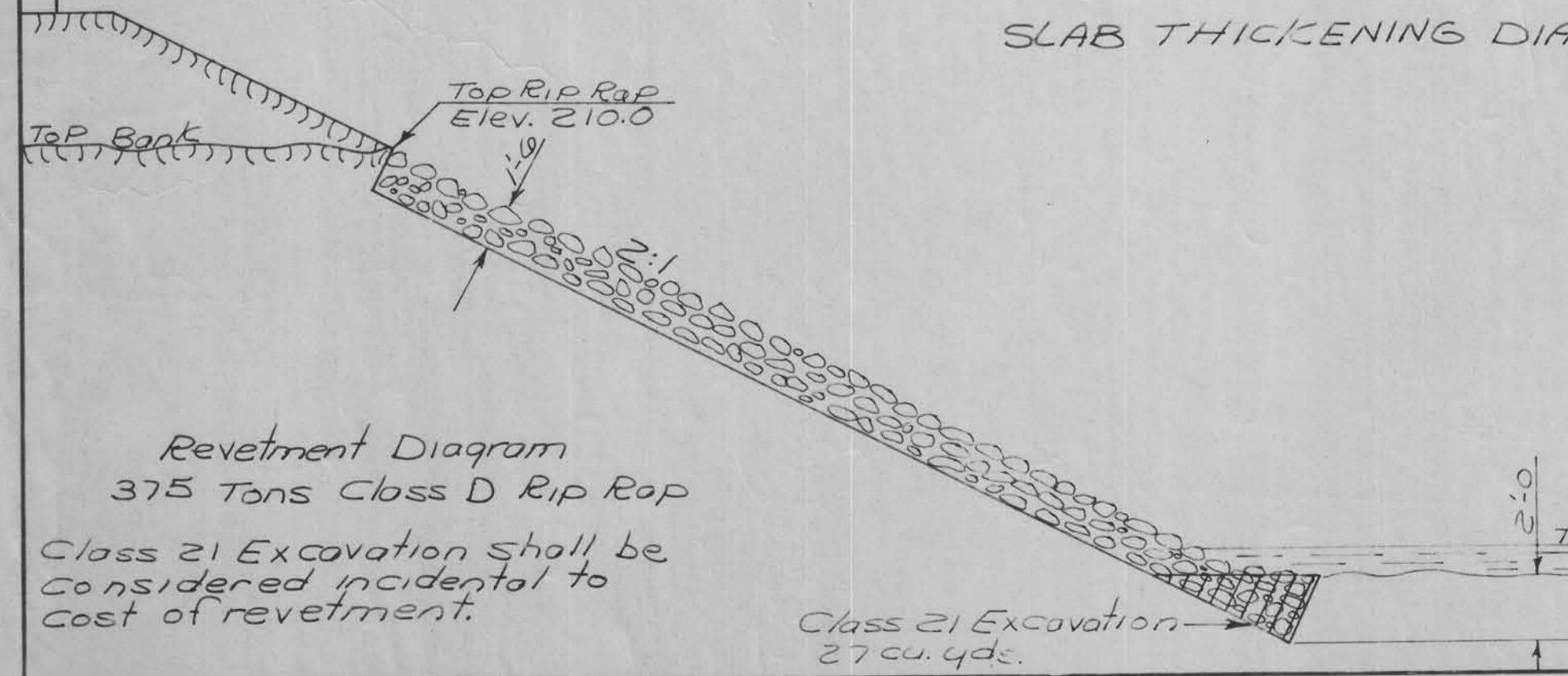
Estimate of Quantities - 175' x 24' Continuous I-Beam Bridge

Item	Unit	Super Structure	Abuts.	Piers	Quant.
Concrete, structural	cu.yd.	112.2	55.4	19.4	187.0
Steel, Reinforcing	Lb.	53,482	4,496	2,536	39,514
Steel, structural	Lb.	89,055	---	---	89,055
Handrail, Aluminum	L.F.	353.7	---	---	353.7
HP 10x42 steel	Furnish	L.F.	18@40'	---	720
Bearing Piles	Drive	L.F.	18@40'	---	720
HP 12x53 Steel	Furnish	L.F.	---	12@45'	540
Bearing Piles	Drive	L.F.	---	12@45'	540
	Encase	L.F.	---	12@20'	240
Excavation Class 10 Berms & Dikes	cu.yd.	---	---	---	4410
Excavation Class 10 Channel	cu.yd.	---	---	---	948
Excavation Class 20	cu.yd.	---	---	---	42
Revetment Class D Rip Rap	Tons	---	---	---	375
Removal of Exst. Structure	L.S.	---	---	---	Lump Sum

The floor, curbs and wing Posts (113.0 cu.yd.) are to be Class "D" Conc. The remainder (140 cu.yd.) are to be Class "C" Concrete.



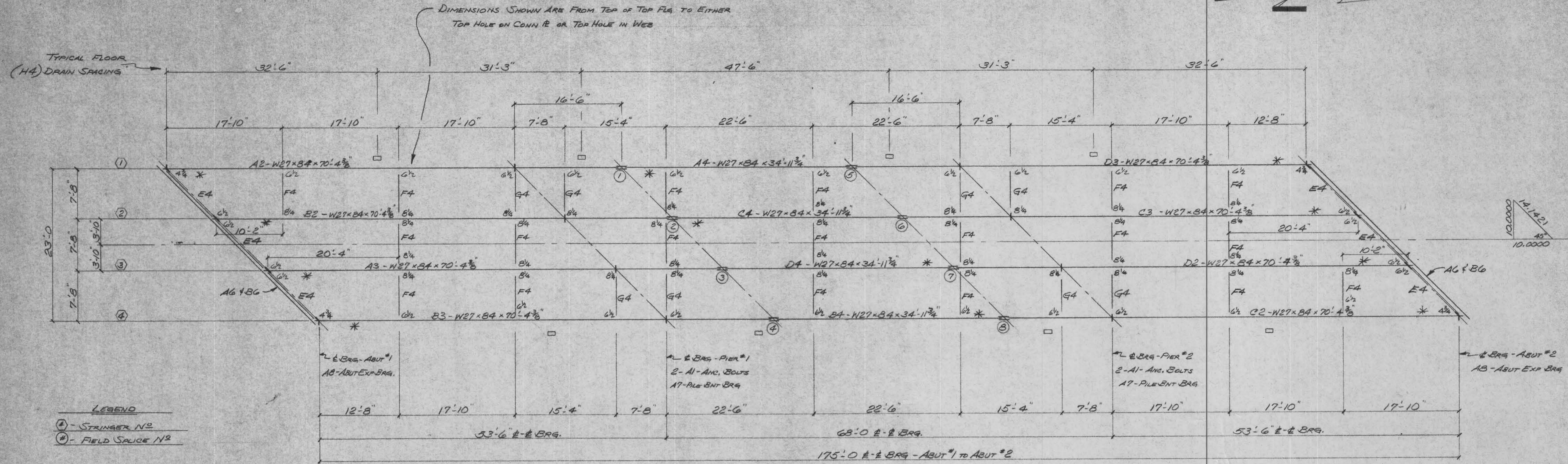
Hydraulic Data:
 Design Q₅₀ = 4,713 c.f.s.
 Q₅₀ @ elev. 206.5 = 6,163 c.f.s.
 A = 646 sq. ft.
 V = 9.54 f.p.s.
 Drainage Area = 18.5 sq. mi.



Excavation for construction of Wing Dikes & Berms shall be included in Class 10 Excavation, Roadway & Borrow.
 Wing Dike & South Berm = 3,310 Cu.yds.
 North Berm = 1,100 Cu.yds.

DESIGN FOR 45° SKEW
175'-0" x 24'-0" CONTINUOUS I-BEAM BRIDGE
ALUMINUM HANDRAILS
STUB ABUTMENTS AND CONCRETE PILE BENTS
STA. 18+60.00 PROJECT NO. RS -2671(3)--61-24
CRAWFORD COUNTY

NOTE:
NO CAMBER REQ'D



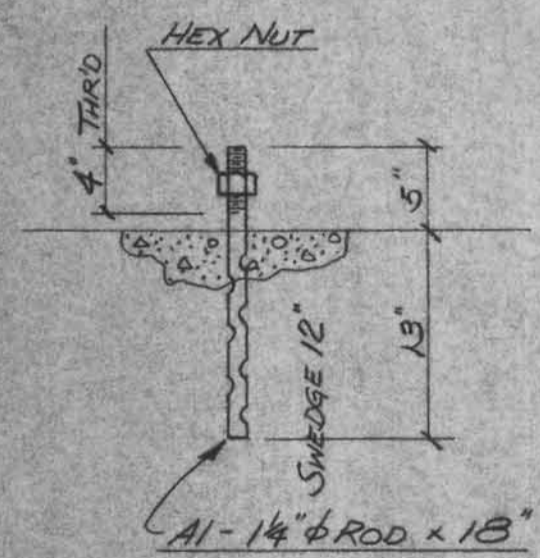
ERECTION PLAN

NOTE:

- ALL COVER PL'S & FLG SPLICE PL'S FOR MAIN MEMBERS & BRG STIFF PL'S OVER 1/2" THICK ARE TO BE U.M.I.
- HOLES FOR MAIN MEMBER SPLICES ARE TO BE ASSEMBLED & DRILLED FULL SIZE FROM THE SOLID.
- DO NOT PAINT TOP SURFACE OF TOP FLG OR SHEAR CONN. NO PAINT TO SPLICE PL'S OR WITHIN 3" OF SPLICE HOLES.
- SURFACES FINISHED WITH ASA-185 SHALL BE SHOP COATED 1/4" FALLOW & WHITE LEAD AS SOON AS PROCESS IS COMPLETED.
- *** DENOTES NOTCH TOUGHNESS OF 15 FT-LBS @ 40°F IS REQ'D

APPROVED
IOWA DEPT. OF TRANSPORTATION
HIGHWAY DIVISION
BY [Signature]
MAR 24 1976

The approval of this drawing does not relieve the contractor of responsibility for errors in dimensions and details. Neither does it constitute acceptance of material used in accordance with the contract requirements.



MAKE-16-A1
ANG. BOLTS - REQ'D @ PIERS 1 & 2

HI-TENSILE FIELD BOLTS								
SHIP	REQ'D	SIZE	GRIP	LENGTH	HEAD	NUT	WASHER	LOCATION
165	160	7/8"	3/4"	2"	Hex	Hex	1-CARB	E4 & G4 TO CONN PL'S
260	248	7/8"	1 1/2" x 1"	2 1/4"				F4 & G4 TO INT. WEB & G4 TO CONN PL
235	224	7/8"	1 1/2" x 1 3/8"	2 1/2"				ALL WEB SPLICES
325	320	7/8"	1 1/2"	3"				ALL FLG SPLICES
210	200	7/8"	1 1/2"	2 3/4"				F4 & G4 TO INT. WEB TO F4 & G4 EXP DEVICE TO BEAM

MACHINE FIELD BOLTS								
SHIP	REQ'D	SIZE	GRIP	LENGTH	HEAD	NUT	WASHER	LOCATION
30	28	1/2"	-	1 1/2"	Hex	-	-	EXP DEVICE - A6 TO B6

FIELD WASHERS			
SHIP	REQ'D	SIZE	REMARKS
1190	1152	7/8"	CARBORIZED
16	16	1 1/4"	CUT FOR A1 ANG. BOLTS

STANDARD WELDING DETAILS UNLESS OTHERWISE SHOWN

BEAM & PL LINTEL: 1/4" V 3-12, 1/4" V 2-12

BEAM CONN.: 1/4" V

BASE & CAP PLATE H. COL.: 1/4" WELD AS SHOWN

PIPE COL.: 1/4" V

PAINT: AASHDM-72 - TYPE III

BOLTS: UNLESS NTD.

OPEN HLS: UNLESS NTD.

PRINT RECORD

NO.	FOR	DATE	NO.	FOR	DATE
1	12-27-75	2	2-1-76		
2	APR 17 1976	4	JUN 3 1976		
7	5-24-76	4	JUN 24 1976		

DELONG'S INC. DIAL 635-6121 JEFFERSON CITY, MISSOURI DIX RD. & IND. DR.

DETAILED BY: CEK DATE: 12-16-75

CHECKED BY: LWB DATE: 1-7-76

REVISIONS

DATE	MR.	BY	REMARKS
------	-----	----	---------

BRIDGE OVER BIG CREEK

CUSTOMER: CAPITAL CONST. CO.

JOB: PROJ. - 2671(5) - 61-24

LOCATION: CRAWFORD COUNTY, IOWA

ARCH. ENGR.: IOWA STATE HIGHWAY COMM.

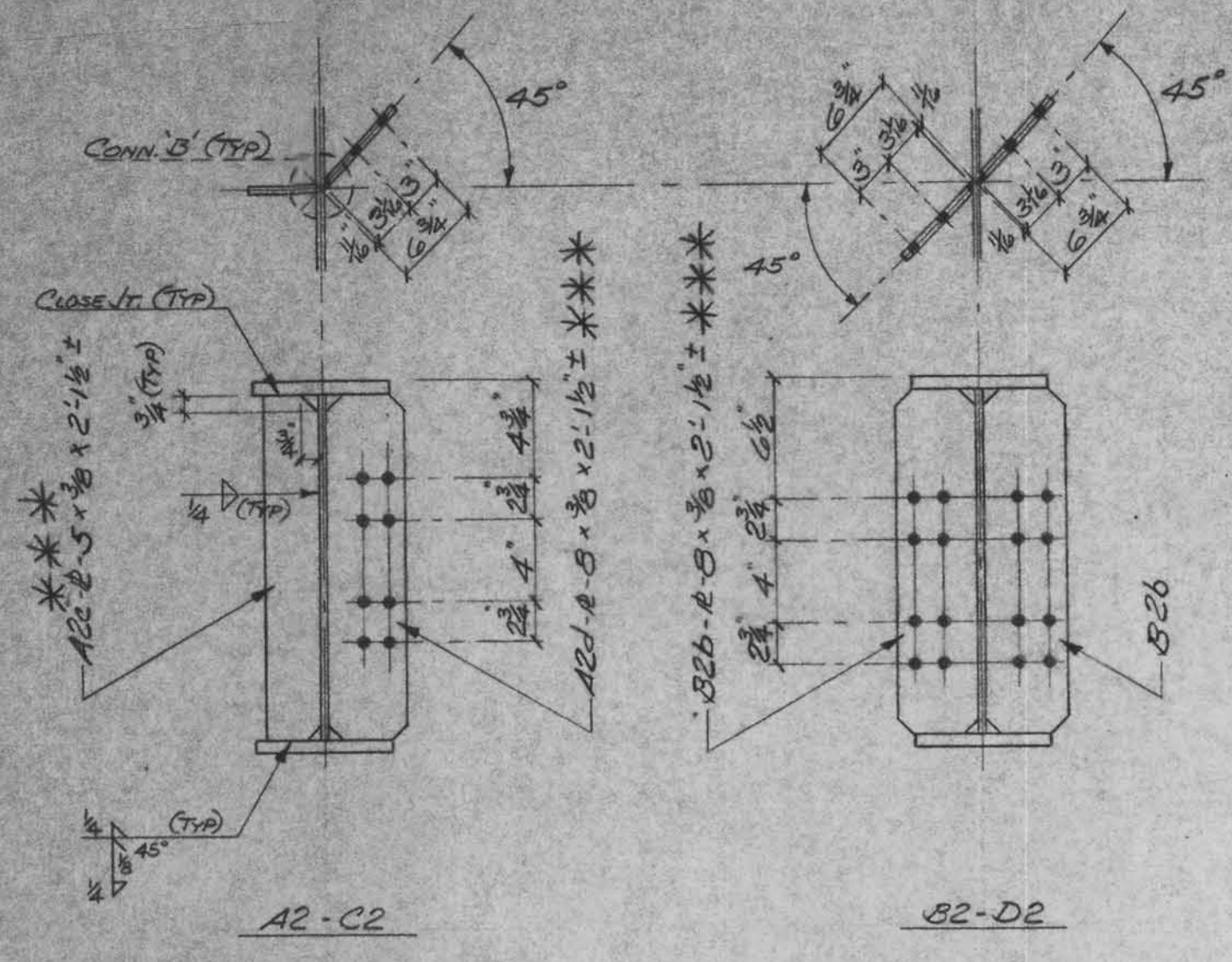
JOB No.: 75-208

SHT. No.: 1 OF 9

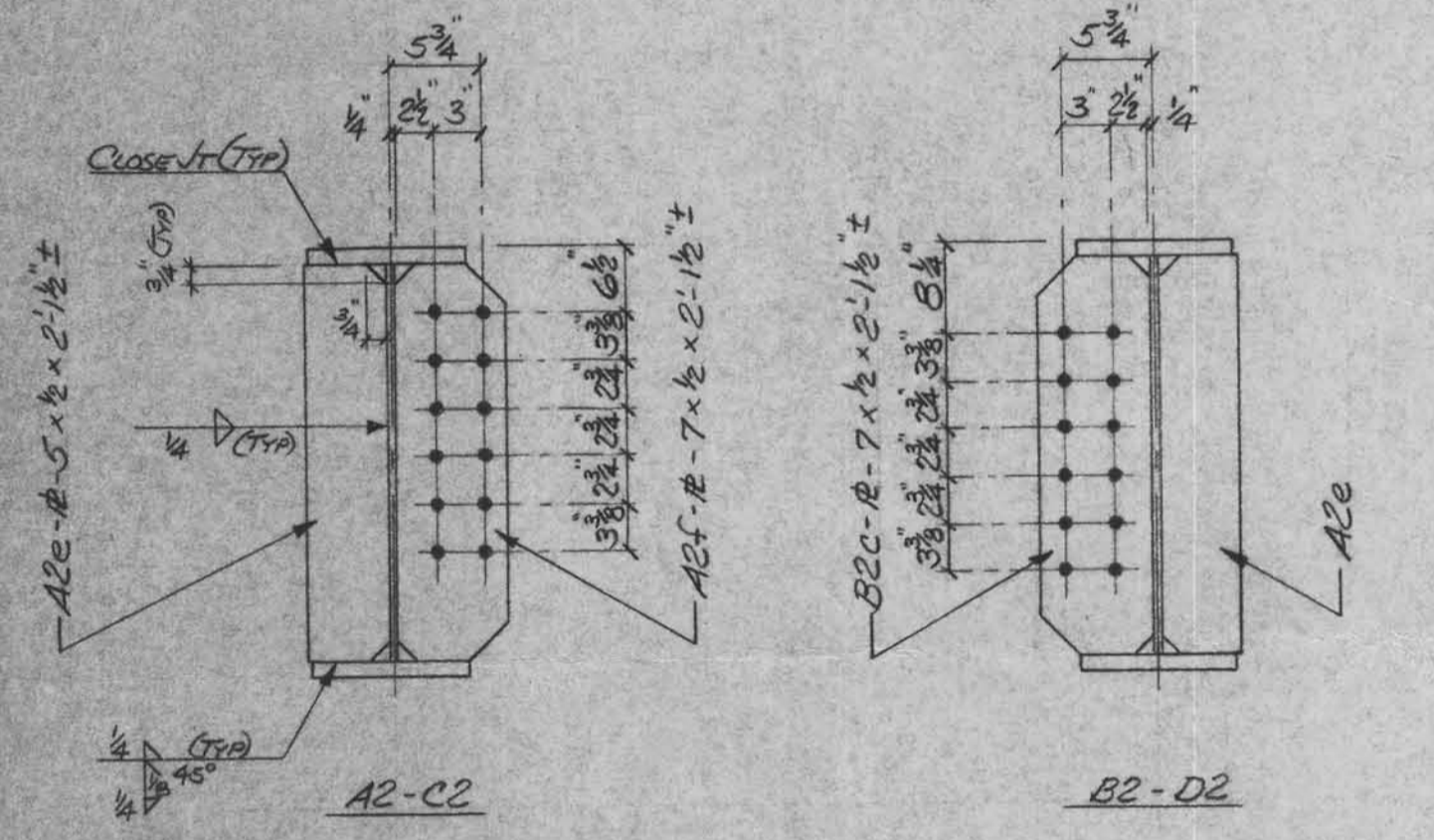
V-12 5th

A B C D E F G H J K M N P S T U V W X Y Z AA AB AC AD AE AF AG AH AJ AK AM AN AP AS AT AU AV AW AX AY AZ

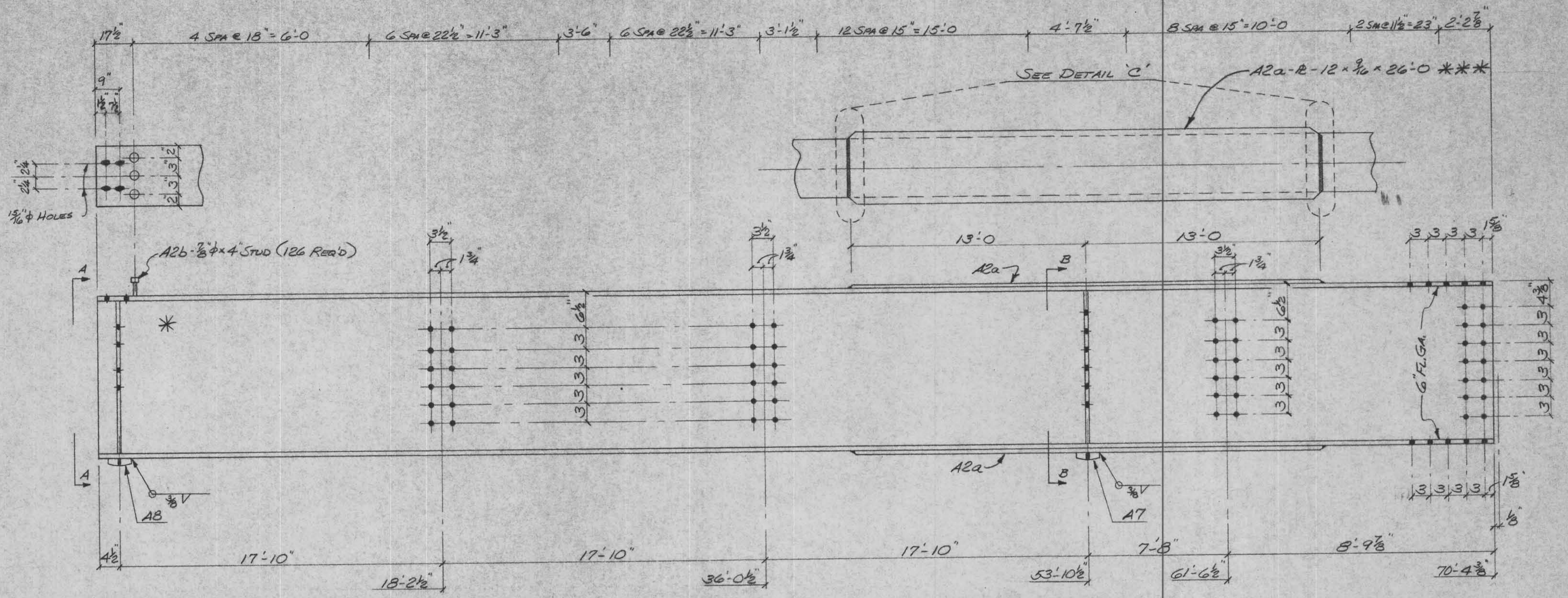
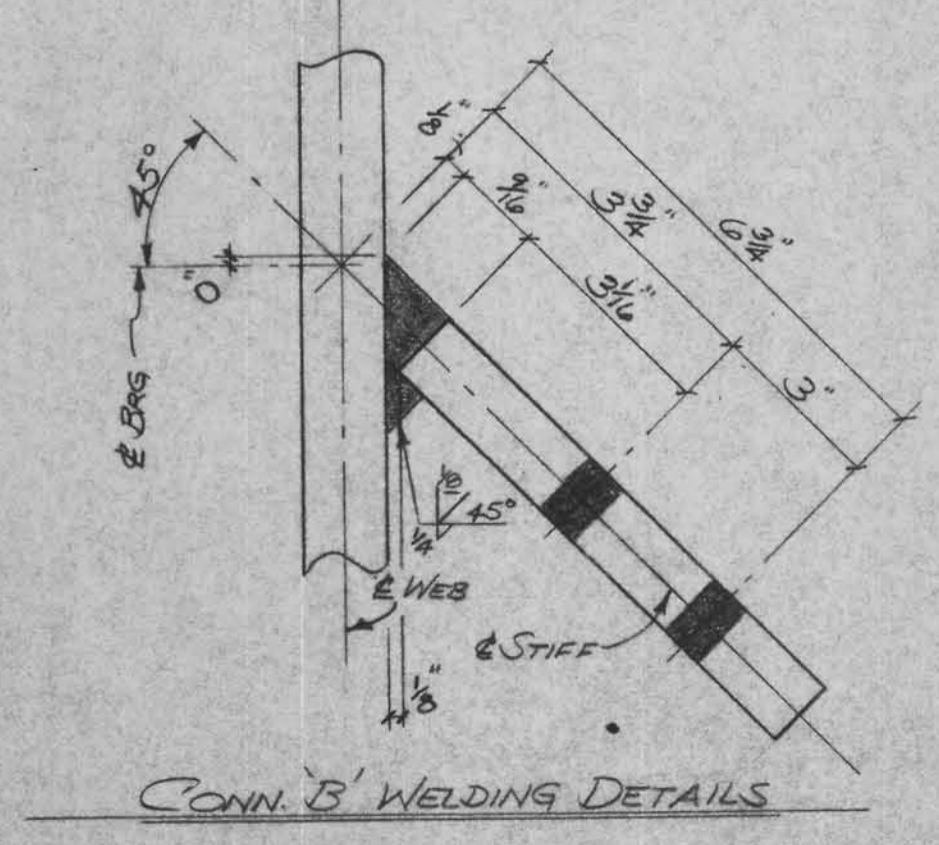
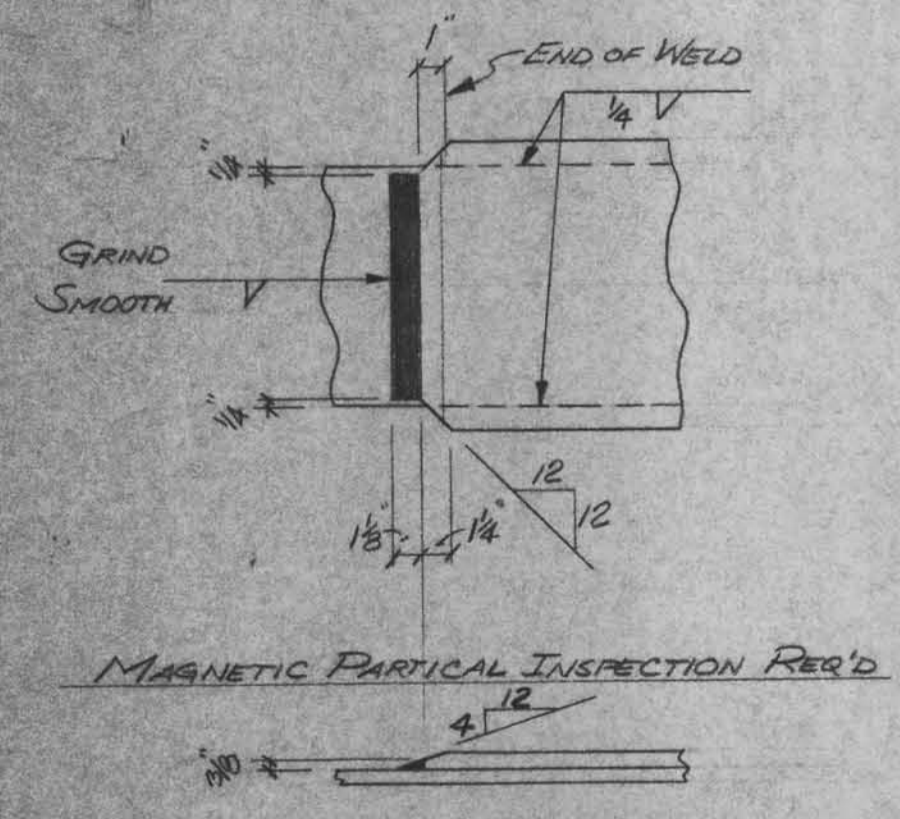
129131



SECTION A-A
MAGNETIC PARTIAL INSPECTION REQ'D



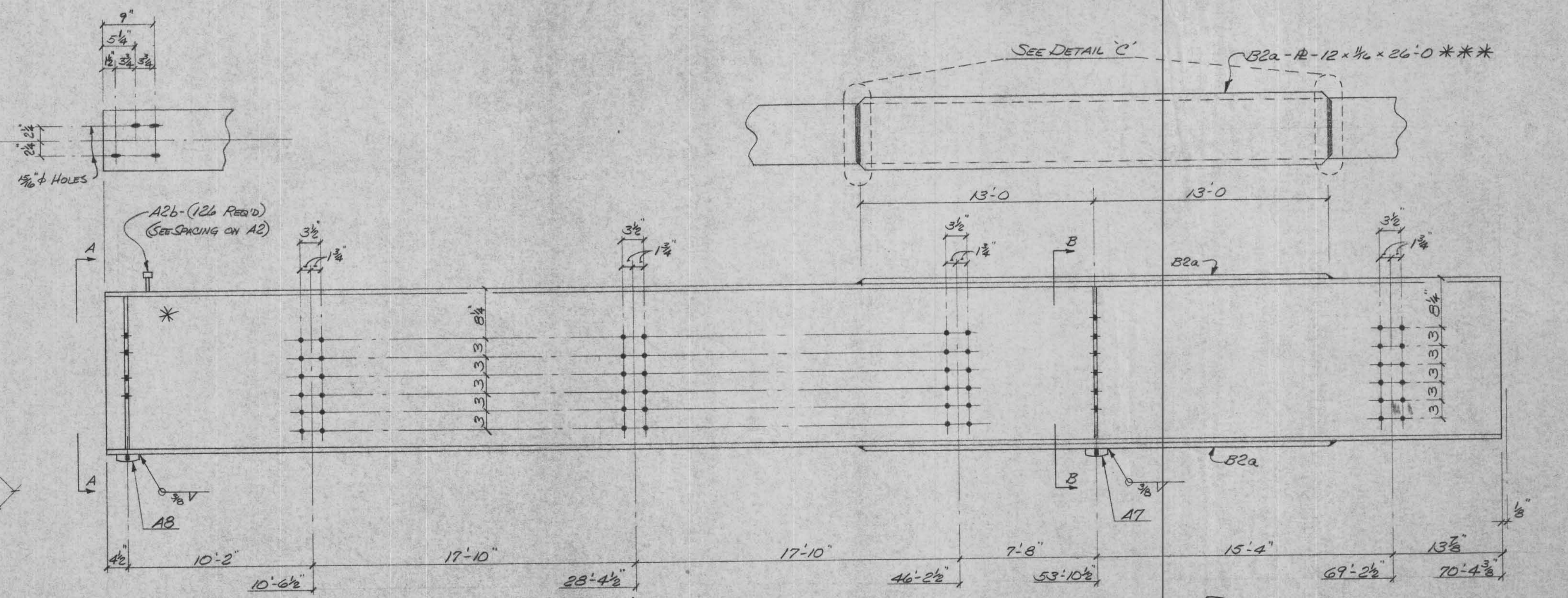
SECTION B-B
MAGNETIC PARTIAL INSPECTION REQ'D



MAKE-ONE-A2-W27x84x70'-4 3/8"***
MAKE-ONE-C2-W27x84x70'-4 3/8"*** IDENTICAL

SHOP NOTE: 1/4" IS MAX. GAP AT SPLICES

W27x84
DEPTH - 26 3/4"
FLG - 10 1/2"
WEB - 7/16"

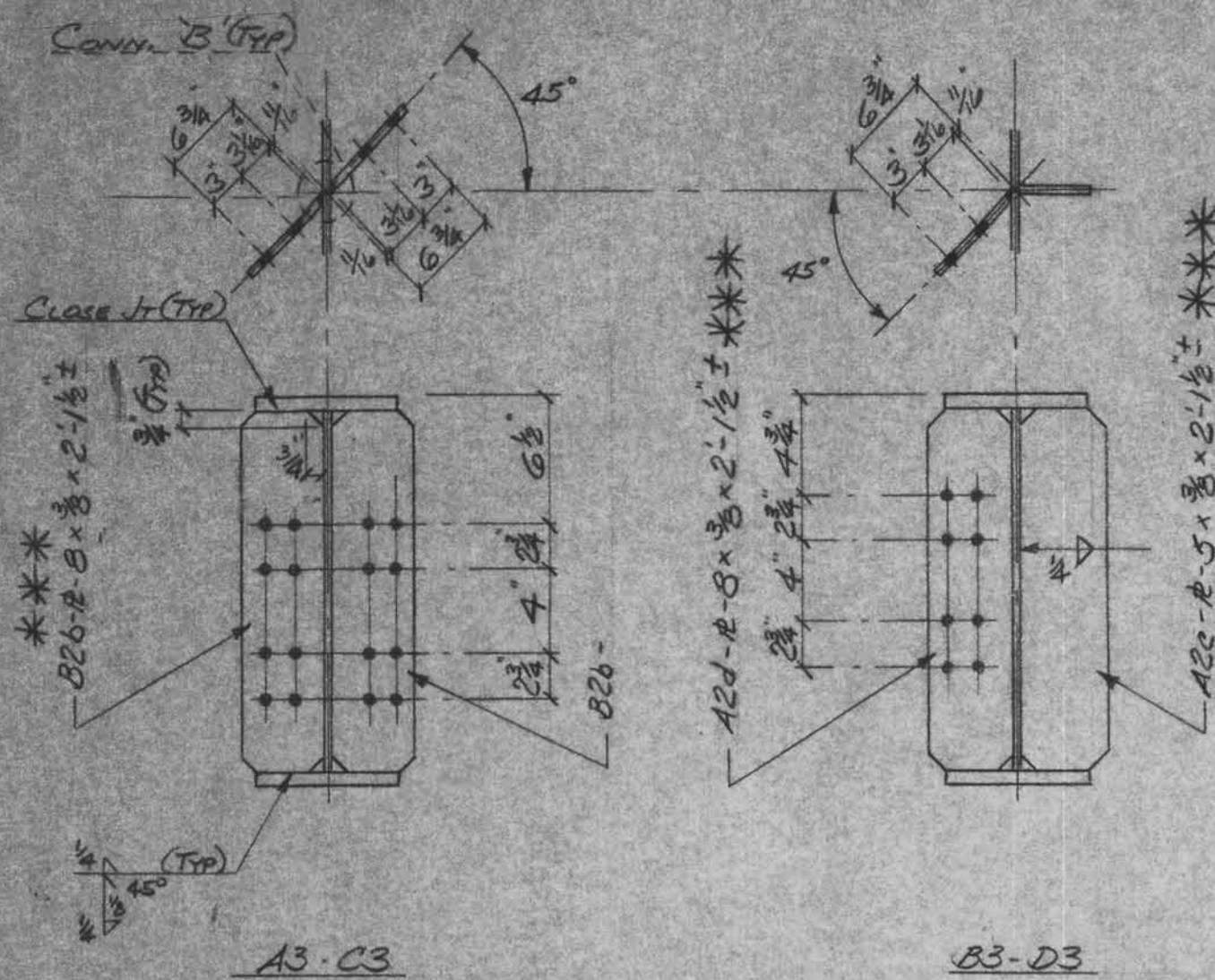


MAKE-ONE-B2-W27x84x70'-4 3/8"***
MAKE-ONE-D2-W27x84x70'-4 3/8"*** IDENTICAL

*** DENOTES NOTCH TOUGHNESS OF 15 FT LBS @ 40°F REQ'D

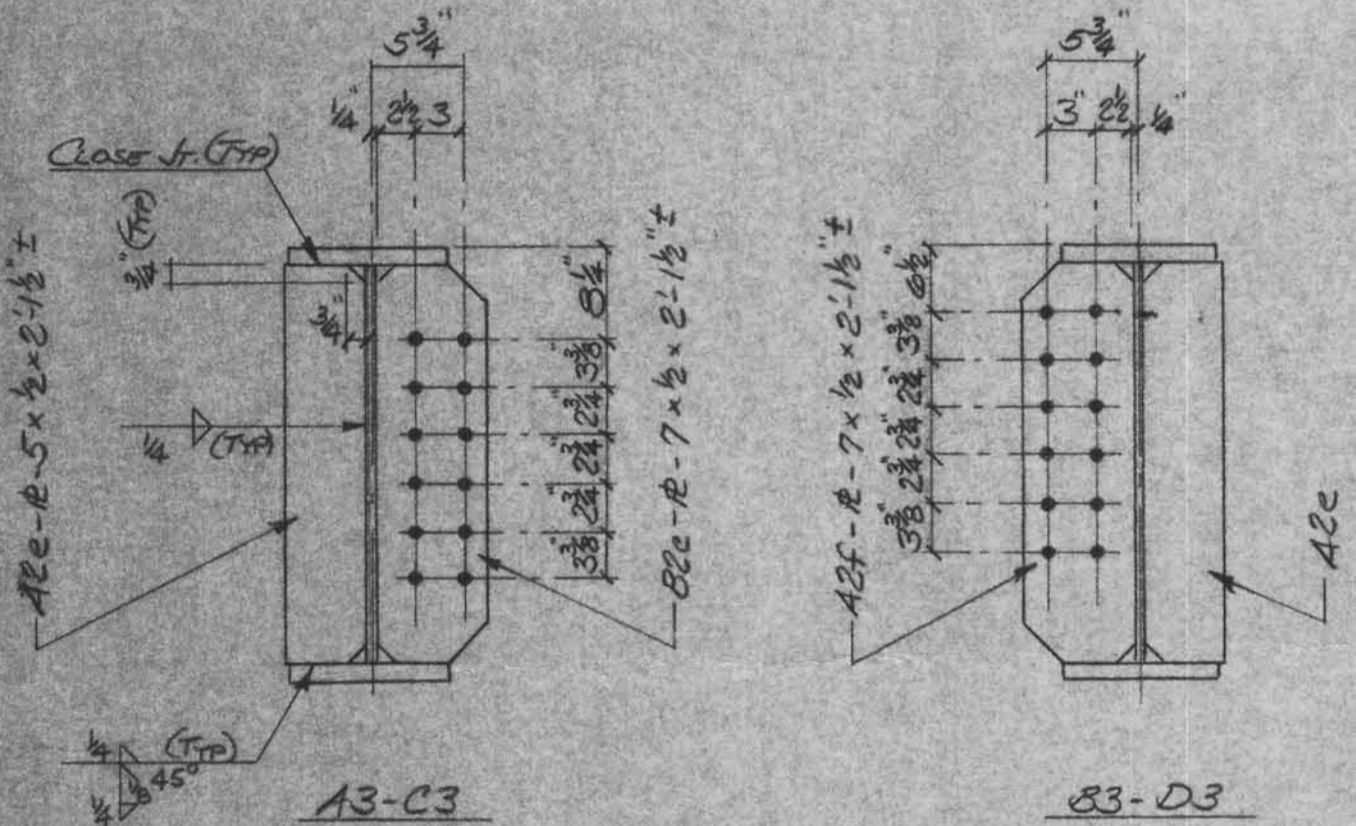
APPROVED
IOWA DEPT. OF TRANSPORTATION
HIGHWAY DIVISION
MAY 24 1975

STANDARD WELDING DETAILS UNLESS OTHERWISE SHOWN			PRINT RECORD				DETAILED BY		REVISIONS			BRIDGE OVER BIG CREEK		JOB No.
			AASHOM - 72 - TYPE III		NO. FOR DATE		CEK	DATE	DATE	DATE	DATE	DATE	DATE	75-208
			BOLTS	UNLESS NTD.	NO. FOR DATE	NO. FOR DATE	DATE	DATE	DATE	DATE	DATE	DATE	SHT. No. 2	
			PIPE COL.	UNLESS NTD.	NO. FOR DATE	NO. FOR DATE	DATE	DATE	DATE	DATE	DATE	DATE	OF 9	
			DIAL 635-6121				JEFFERSON CITY, MISSOURI		DIX RD. & IND. DR.			CRAWFORD COUNTY, IOWA		
												ARCH-ENGR. IOWA STATE HIGHWAY COMM.		



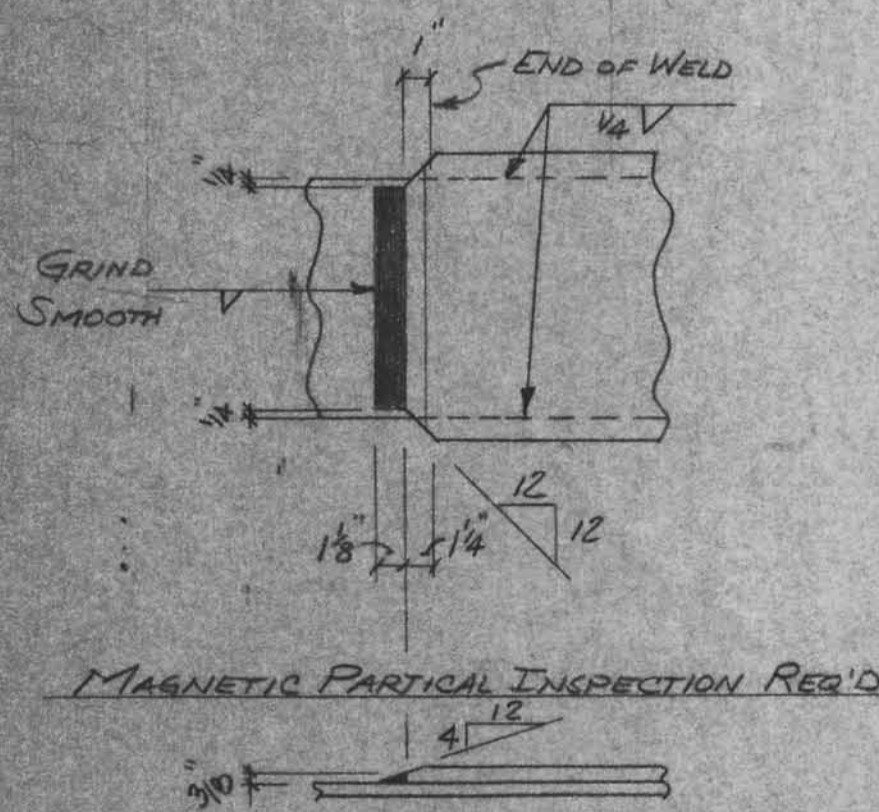
SECTION A-A

MAGNETIC PARTIAL INSPECTION REQ'D

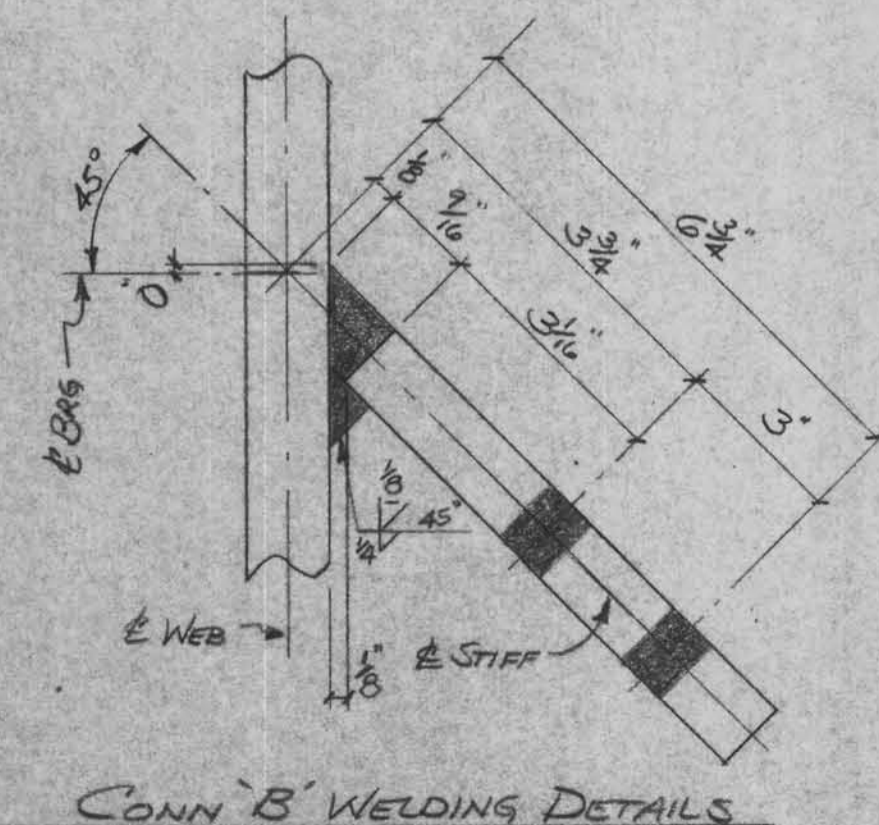


SECTION B-B

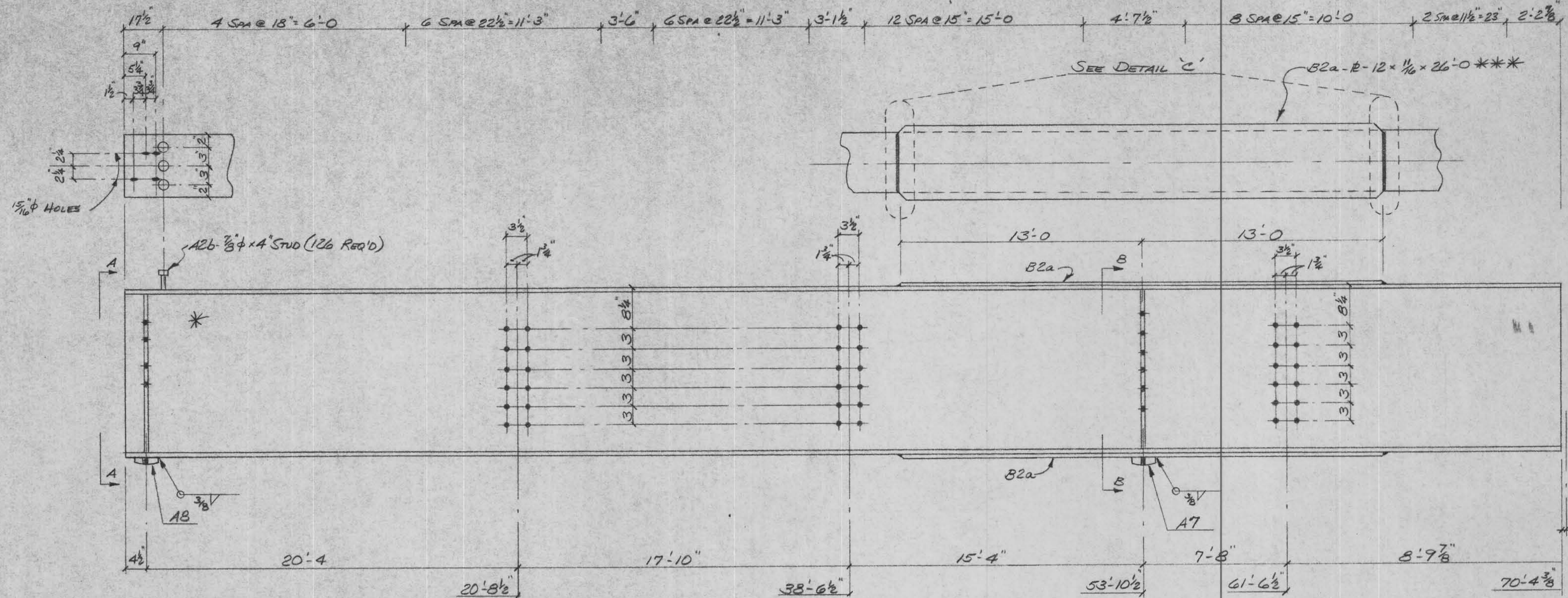
MAGNETIC PARTIAL INSPECTION REQ'D



DETAIL C'



CONN B' WELDING DETAILS

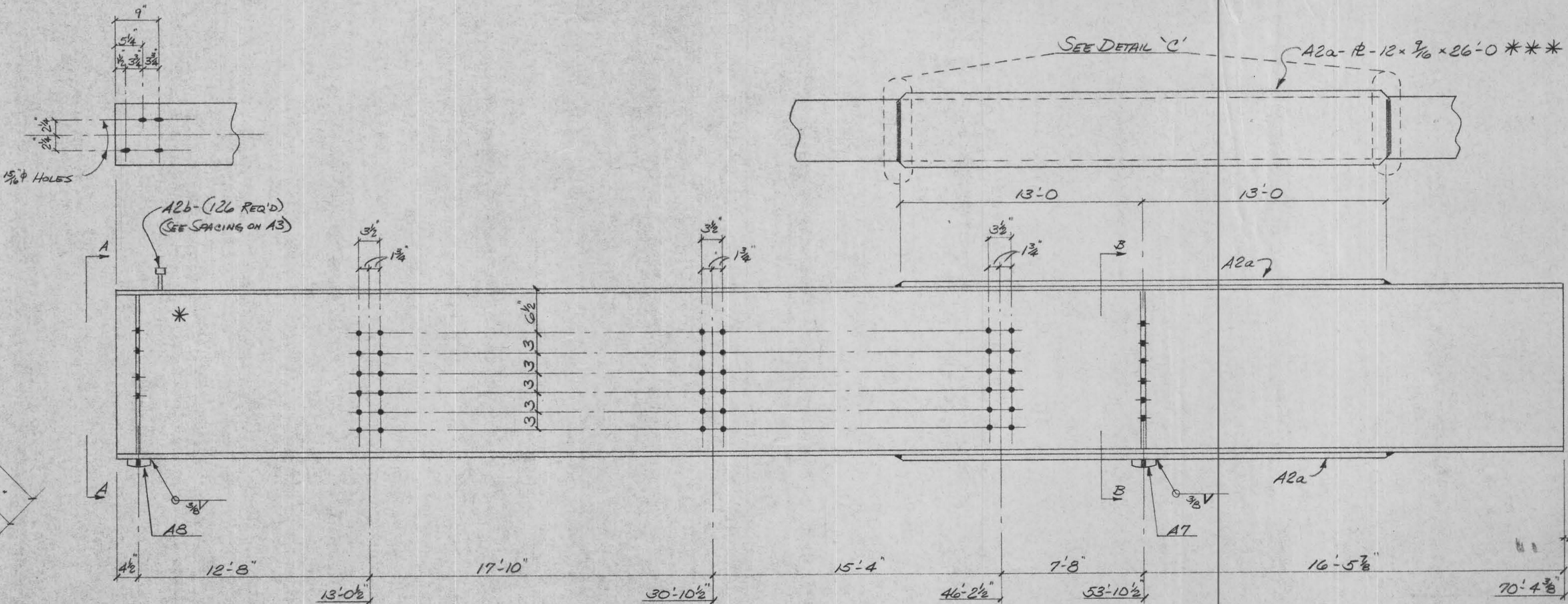


MAKE-ONE-A3-W27x84x70'-4 3/8" ***
MAKE-ONE-C3-W27x84x70'-4 3/8" ***

IDENTICAL

SHOP NOTE: 1/4" IS MAX GAP AT SPLICES

W27x84
DEPTH - 26 3/4"
FLG - 10 x 5 1/2"
WEB - 7/16"



MAKE-ONE-B3-W27x84x70'-4 3/8" ***
MAKE-ONE-D3-W27x84x70'-4 3/8" ***

IDENTICAL

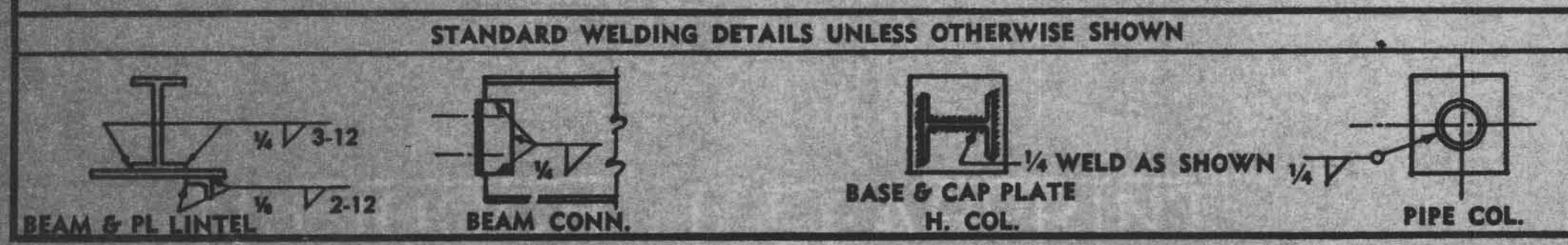
*** DENOTES NOTCH TOUGHNESS OF 15 FPLBS @ 40° F REQ'D

SPLICE S1
SHEET #2

SPLICE S1
SHEET #2

APPROVED
IOWA DEPT. OF TRANSPORTATION
HIGHWAY DIVISION
MAY 24 1976

THE APPROVAL OF THIS DRAWING DOES NOT FOLLOW THE CONTRACTOR'S RESPONSIBILITY FOR ERRORS IN DIMENSIONS AND DETAILS. NEITHER DOES IT CONSTITUTE ACCEPTANCE OF MATERIAL NOT IN ACCORDANCE WITH THE CONTRACT REQUIREMENTS.



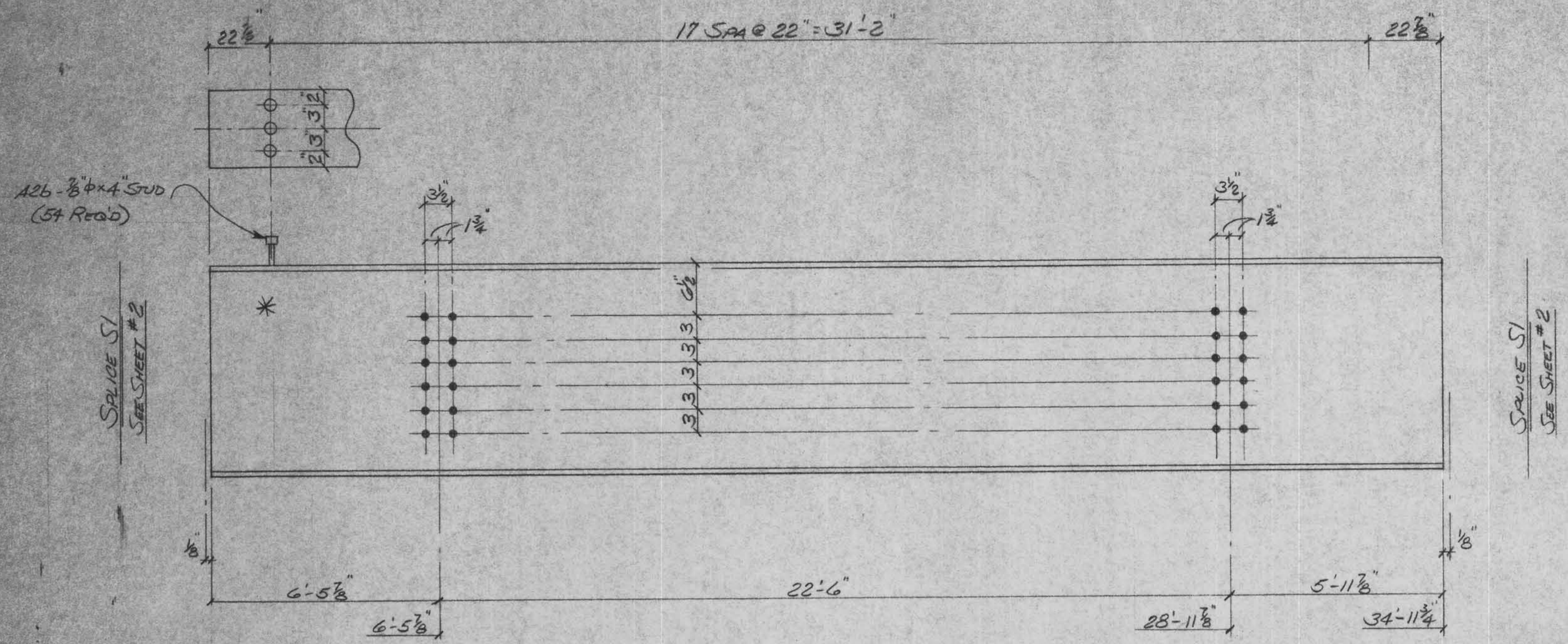
PRINT RECORD			
NO.	FOR DATE	NO.	FOR DATE
1	12-75	2	2-76
3	4-76	4	10-76
5	8-76		
6	10-76		

DE LONG'S
INC.
DIX RD. & IND. DR.
JEFFERSON CITY, MISSOURI
DIAL 635-6121

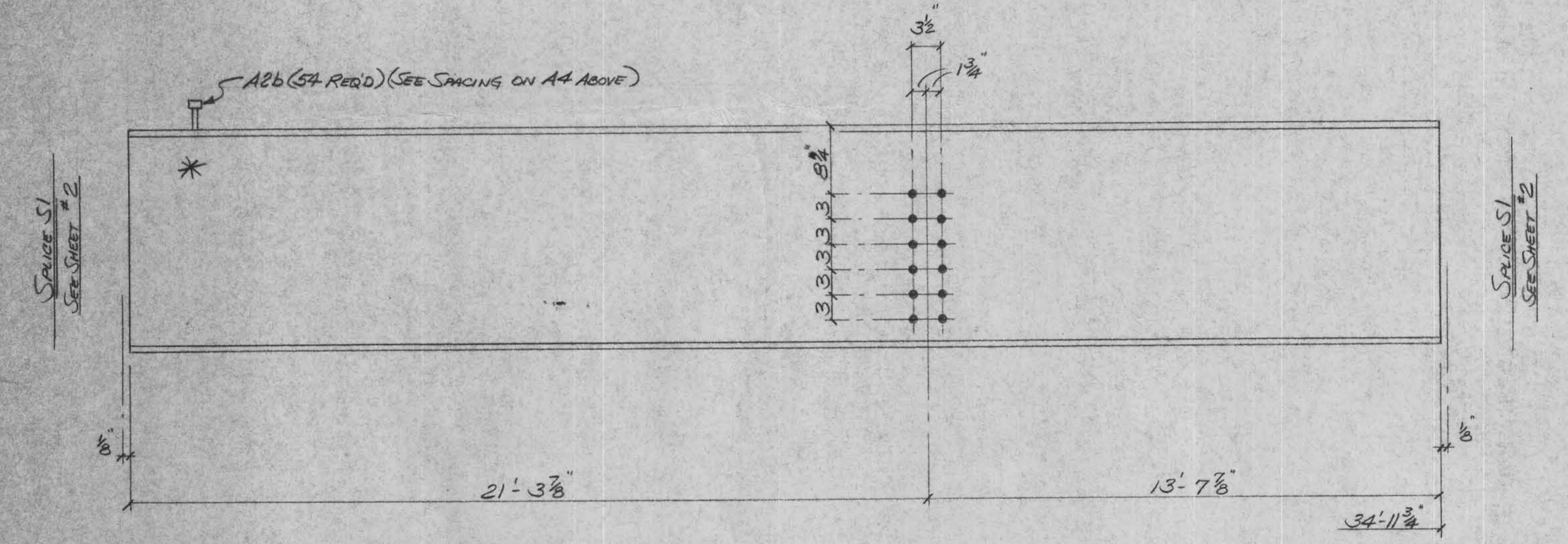
DETAILED BY		REVISIONS	
DATE	BY	DATE	REMARKS
12-75	CEK		

BRIDGE OVER BIG CREEK		JOB No.
JOB PROJ.	2671(3)-61-24	25-208
LOCATION	CRAWFORD COUNTY, IOWA	SHT. No. 3
ARCH-ENGR.	IOWA STATE HIGHWAY COMM.	OF 9

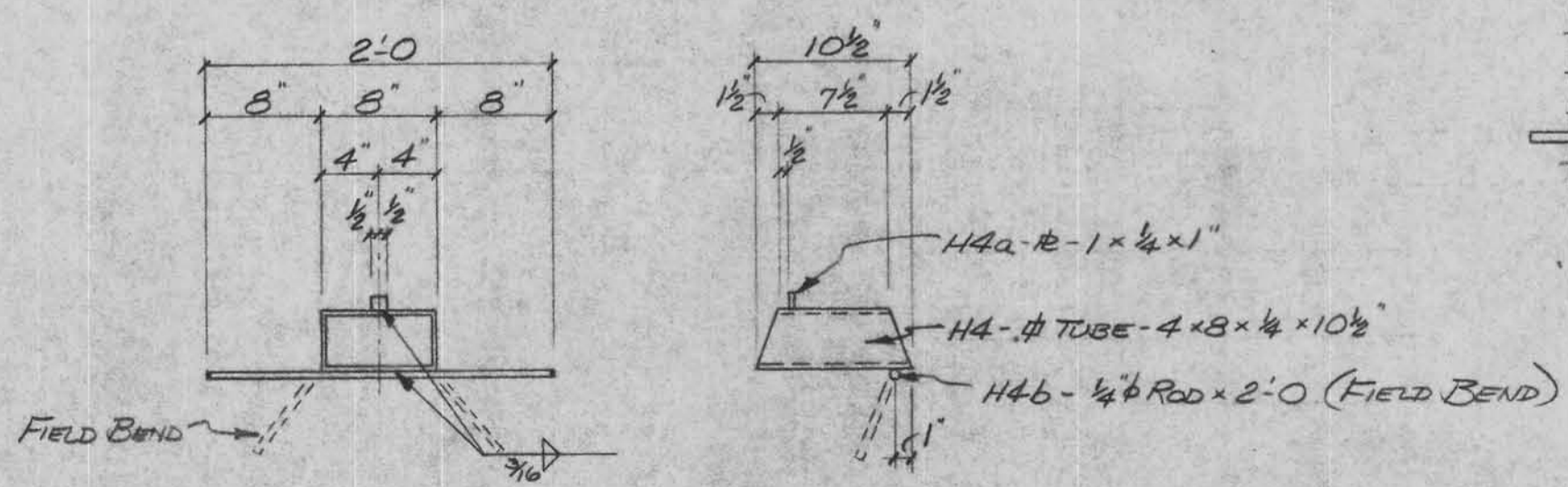
A B C D E F G H J K L M N P S T U V W X Y Z AA AB AC AD AE AF AG AH AJ AK AM AN AP AS AT AU AV AW AX AY AZ



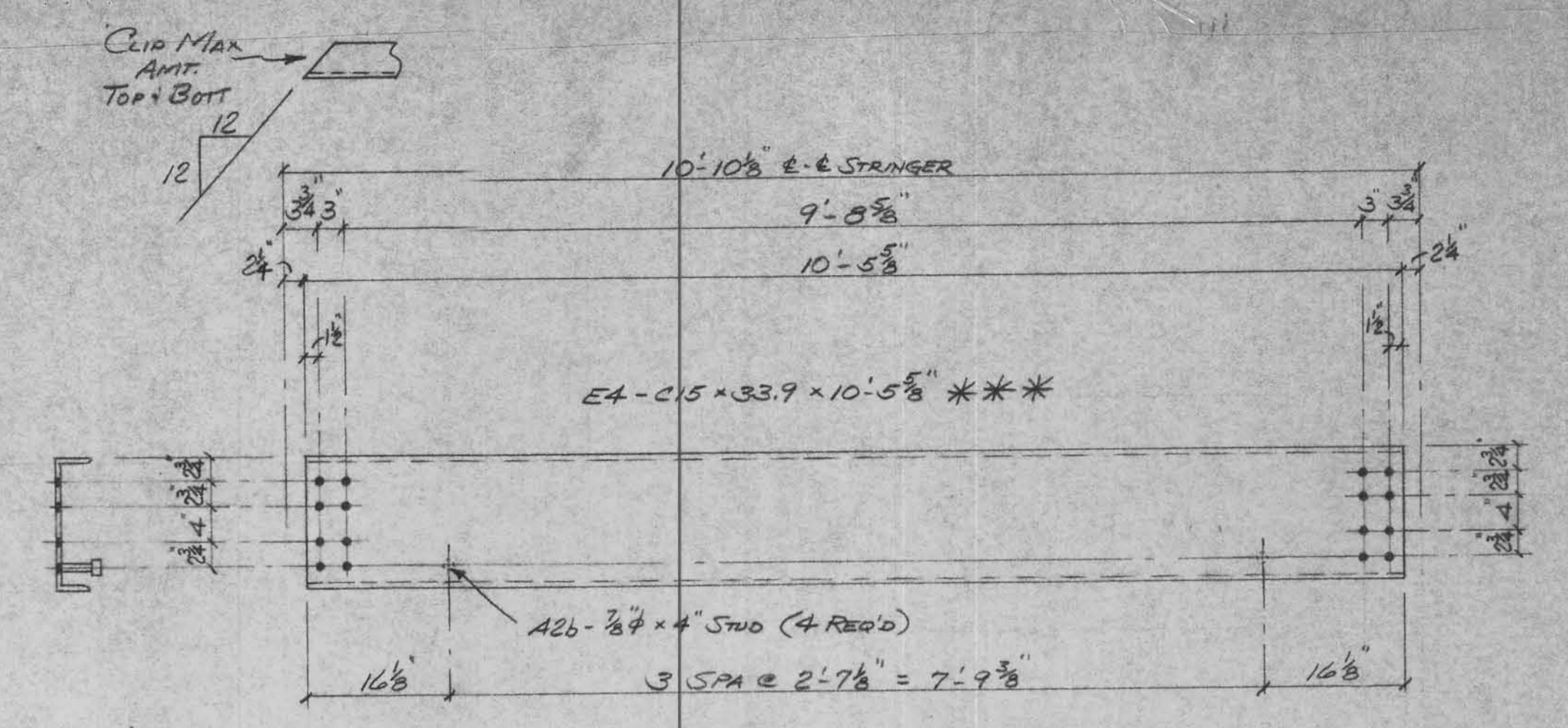
MAKE-ONE-A4-W27x84x34'-11 3/4"***
 MAKE-ONE-B4-W27x84x34'-11 3/4"*** IDENTICAL



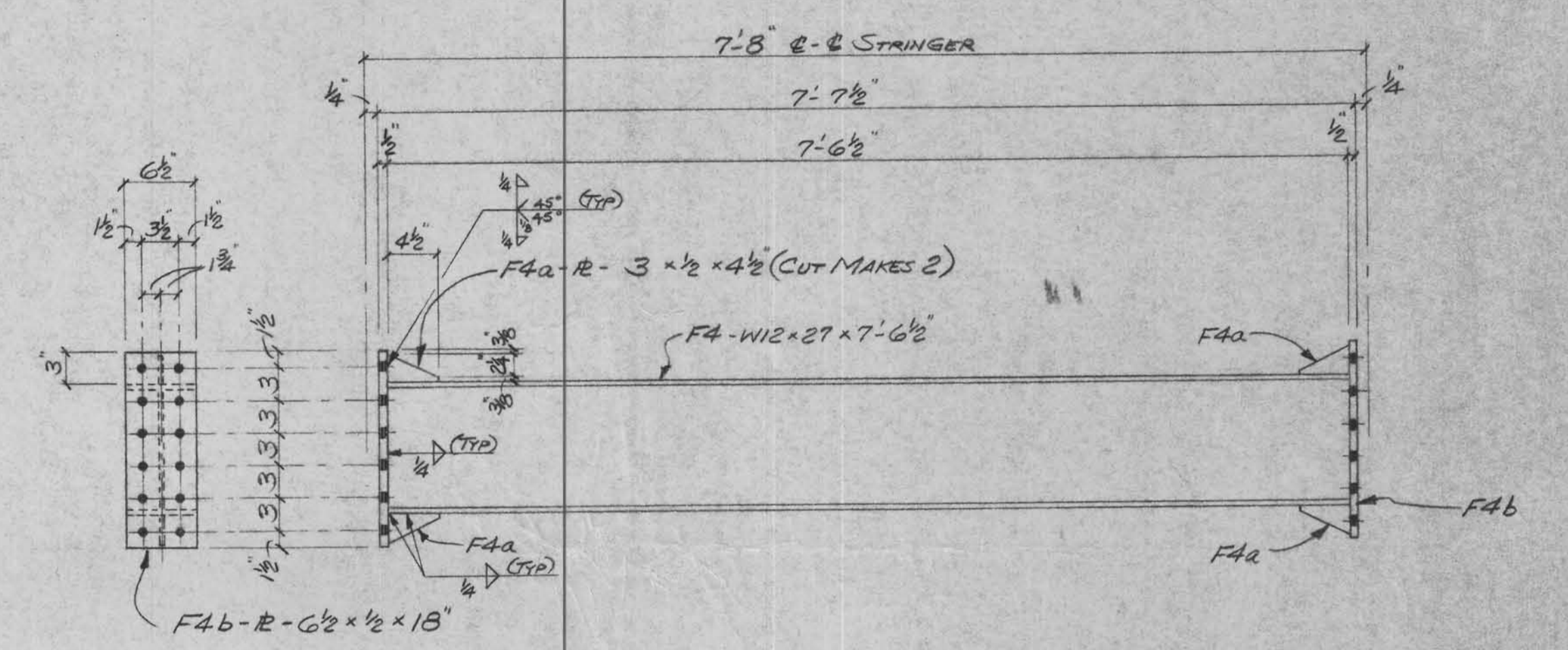
MAKE-ONE-C4-W27x84x34'-11 3/4"***
 MAKE-ONE-D4-W27x84x34'-11 3/4"*** IDENTICAL



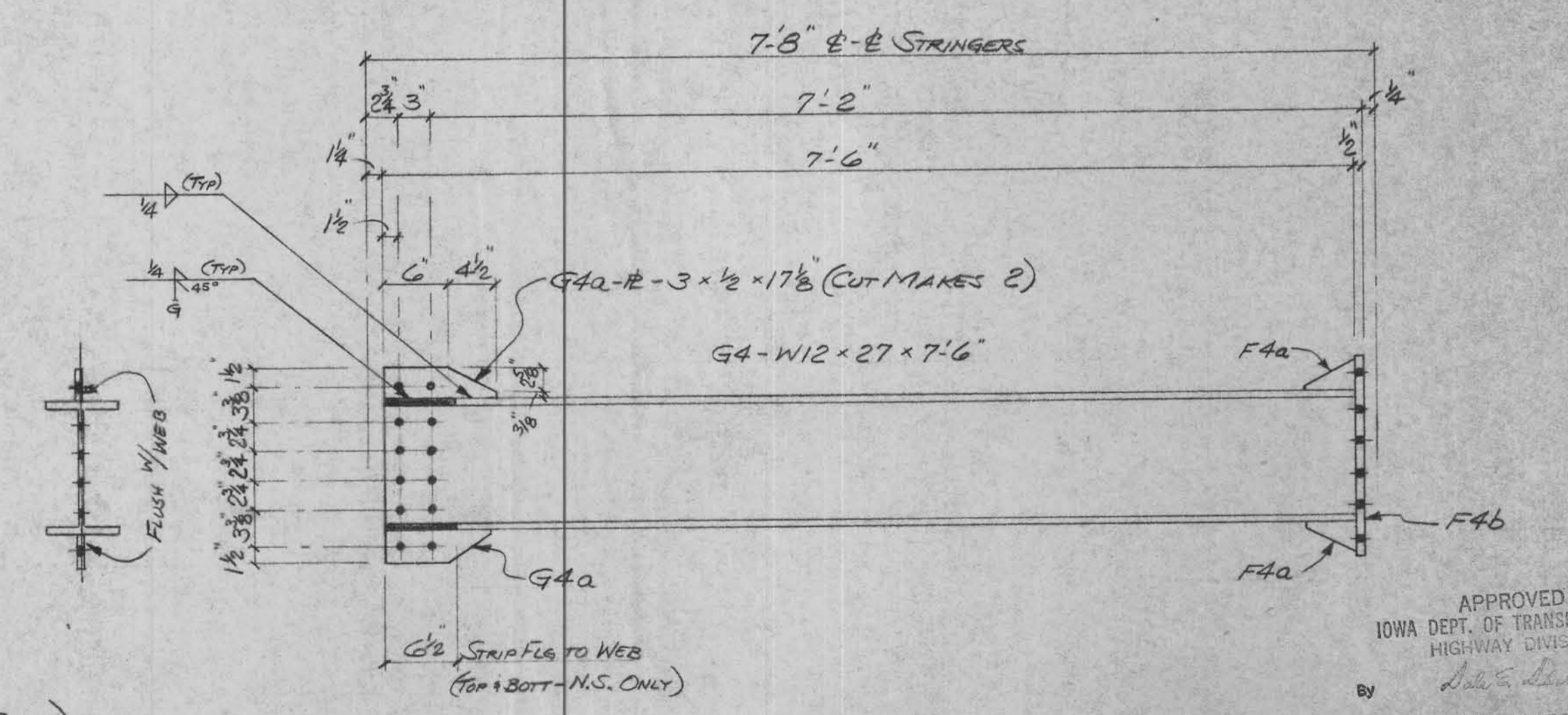
MAKE-8-H4-DRAINS



MAKE-6-E4 (ABUT. DIAPH)



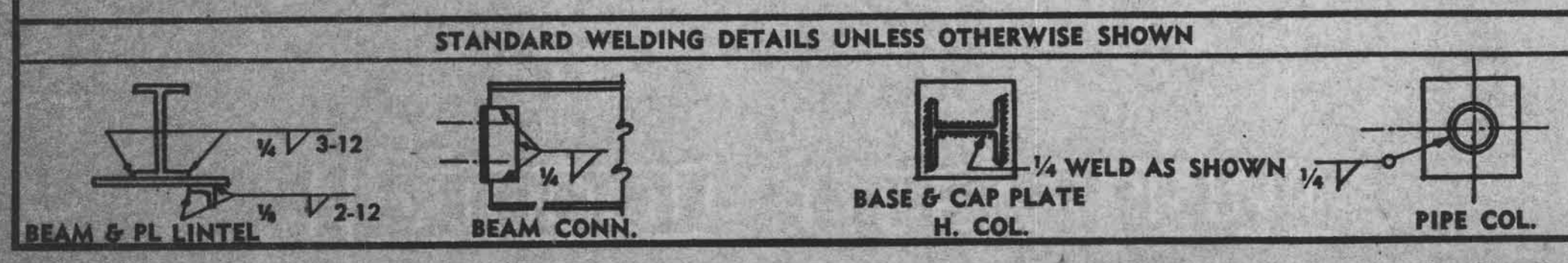
MAKE-19-F4 (INT. DIAPH'S)



MAKE-8-G4-PIER DIAPH'S

*** DENOTES NOTCH TOUGHNESS OF 15 FTBS @ 40°F REQ'D

APPROVED
 IOWA DEPT. OF TRANSPORTATION
 HIGHWAY DIVISION
 By *David S. Kelly*
 MAR 24 1976
 The approval of this drawing does not relieve the contractor of responsibility for errors in design, materials and details. It is the contractor's responsibility to construct in accordance with the approved drawings.



PAINT		PRINT RECORD	
NO.	DATE	NO.	DATE
1	12-75	2	2-76
2	3-76	3	3-76
3	2-76	4	2-76

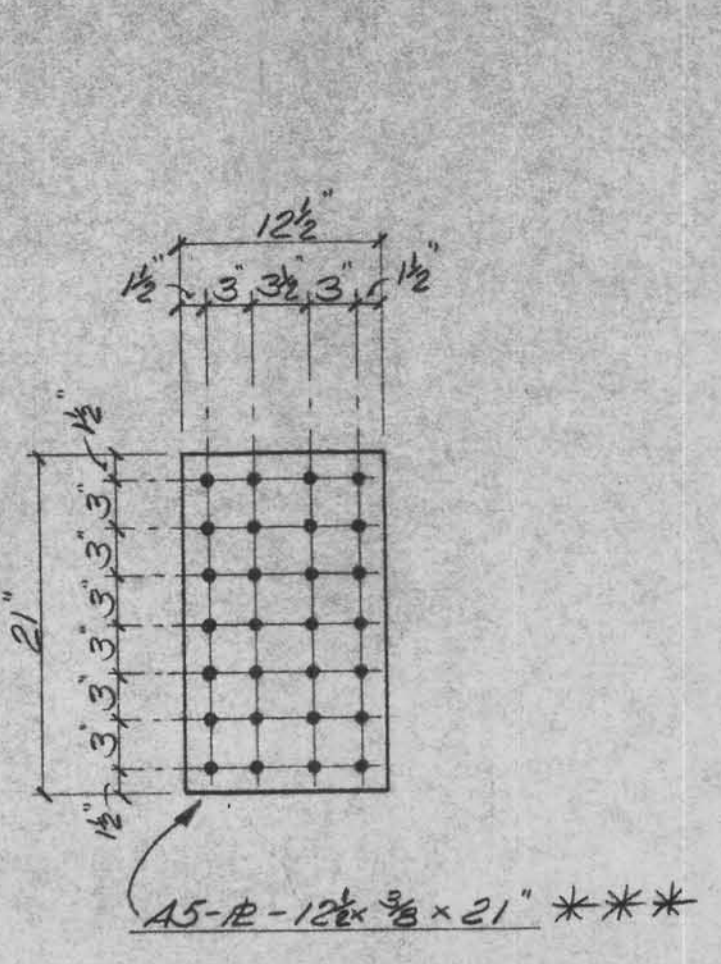
AASHOM-72-TYPE III
 BOLTS: 7/8" UNLESS NTD.
 RIVETS: 15/16" UNLESS NTD.
 OPEN H.S. UNLESS NTD.

DE LONG'S
 INC.
 DIX RD. & IND. DR.
 JEFFERSON CITY, MISSOURI
 DIAL 635-6121

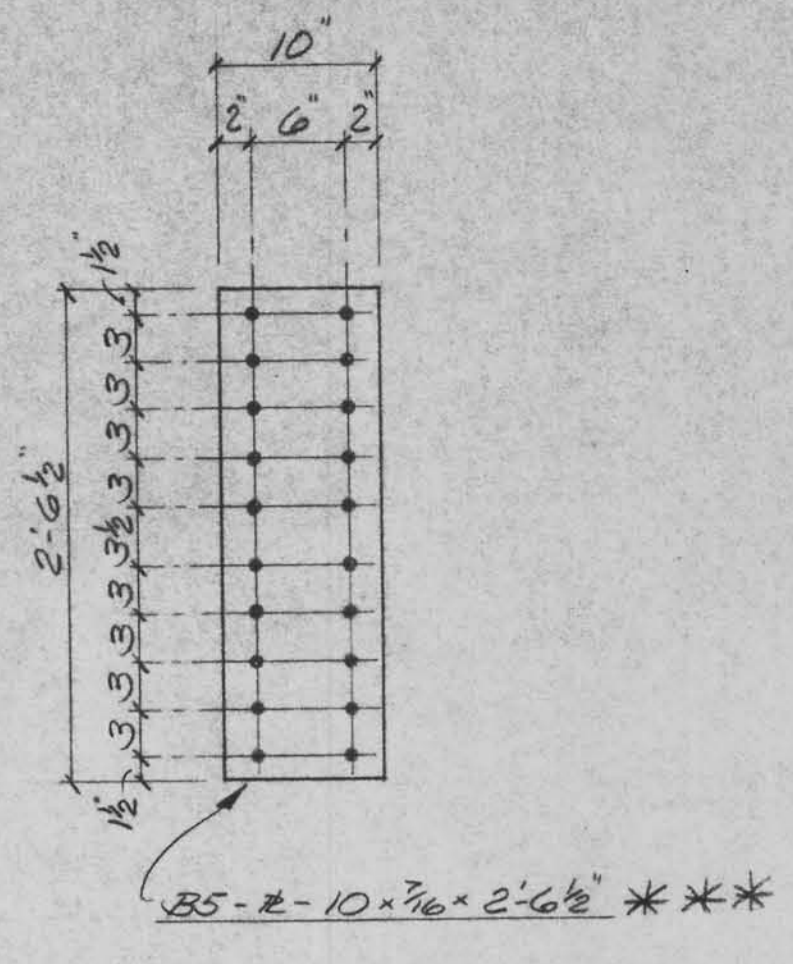
DETAILED BY		REVISIONS		
DATE	BY	DATE	BY	REMARKS
12-75	CEK			
2-76	WJB			

BRIDGE OVER BIG CREEK		JOB No.
JOB PROJ.	2671(3)--61-24	75-208
LOCATION	CRAWFORD COUNTY, IOWA	SHT. No. 4
ARCH-ENGR.	JEANES, DIAPH'S DRAINS	OF 9
	IOWA STATE HIGHWAY COMM.	

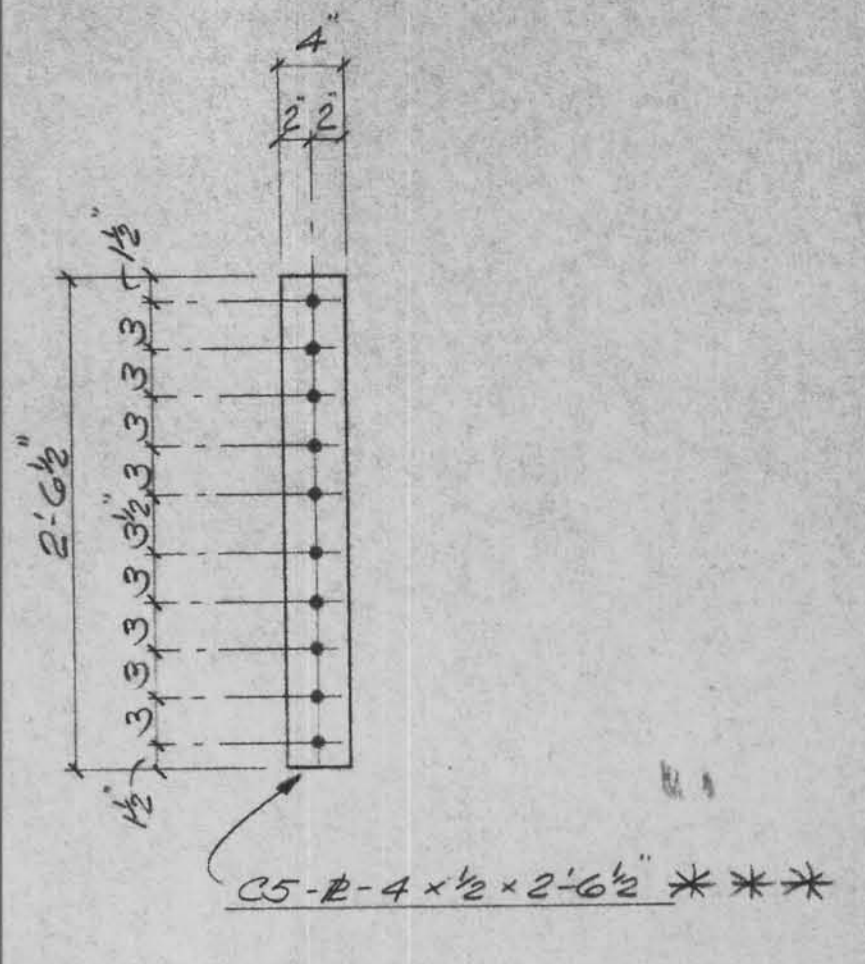
A B C D E F G H J K L M N P S T U V W X Y Z AA AB AC AD AE AF AG AH AJ AK AL AN AP AS AT AU AV AW AX AY AZ



MAKE-16-A5
= ALL WEB SPLICES



MAKE-16-B5
= ALL FLG SPLICES

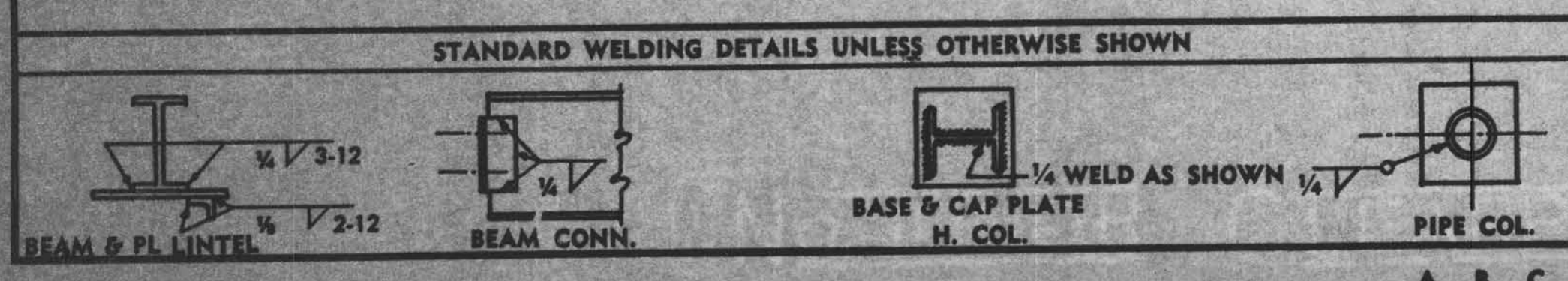


MAKE-32-C5
= ALL FLG SPLICES

*** - DENOTES NOTCH TOUGHNESS OF 15 FT LBS @ 40°F REQ'D

APPROVED
IOWA DEPT. OF TRANSPORTATION
HIGHWAY DIVISION
By *Robert L. ...*
MAR 24 1976

The approval of this drawing does not relieve the contractor of responsibility for errors in dimensions and details. Neither does it constitute acceptance of material not in accordance with the contract requirements.



PRINT RECORD			
NO.	FOR	DATE	NO. FOR DATE
1	12-75	CE	276
3	APR 1-76	4	3-76
4	5-76		
4	7-76		

PAINT: AASHOM-72-TYPE III

BOLTS: 3/8" UNLESS NTD.

RIVETS: 1/2" UNLESS NTD.

OPEN HLS: 1 1/2" UNLESS NTD.

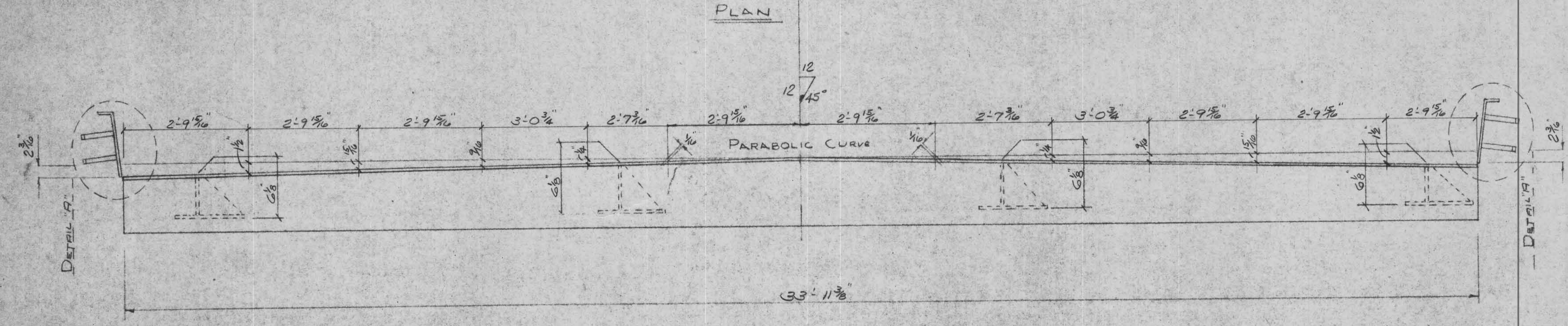
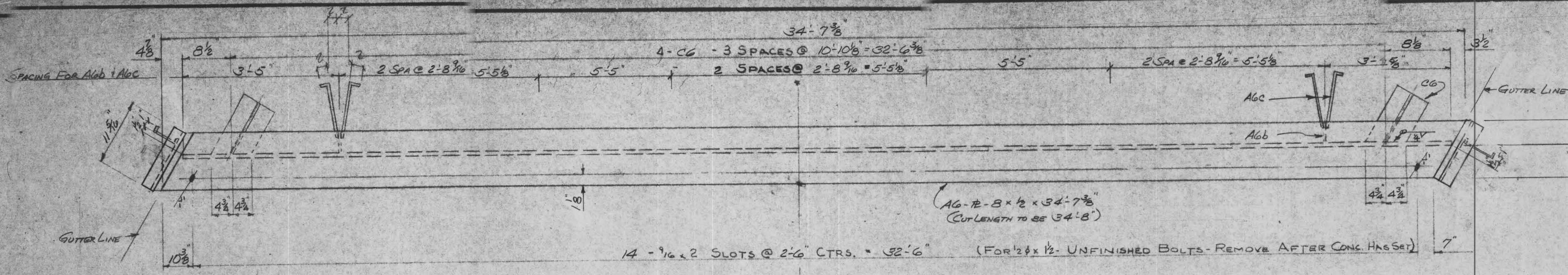
DELONG'S
INC.
JEFFERSON CITY, MISSOURI
DIAL 635-6121
DIX RD. & IND. DR.

DATE	CHK. BY	REVISIONS
12-75	CEK	
1-7-76	LWB	

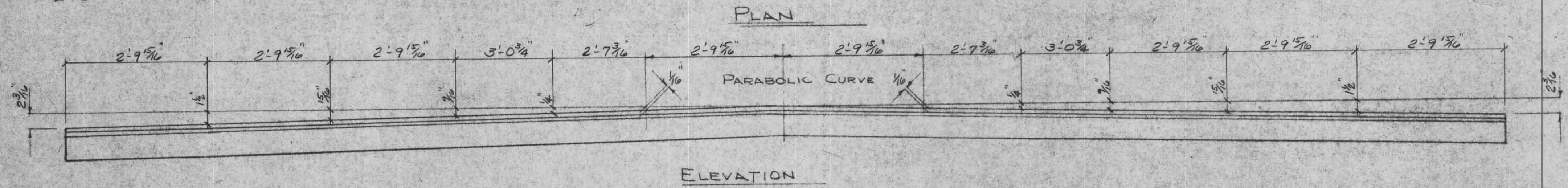
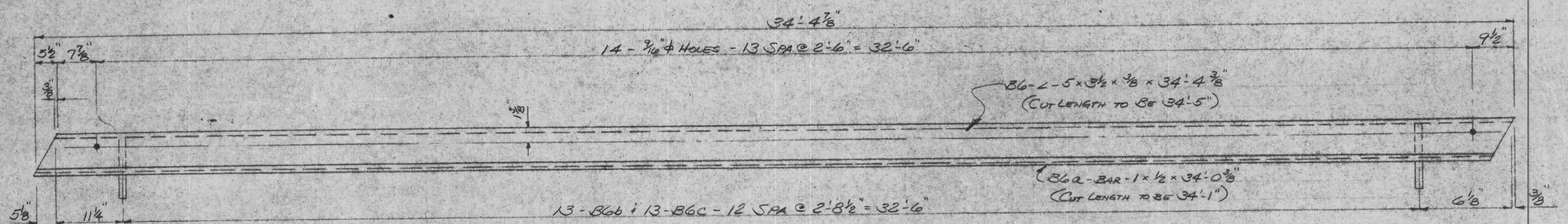
BRIDGE OVER BIG CREEK
JOB PROJ-2671(3)--61-24
LOCATION CRAWFORD COUNTY, IOWA
SPUCE #3
ARCH-ENGR. IOWA STATE HIGHWAY COMM.

JOB No. 75-208
SHT. No. 5
OF 9

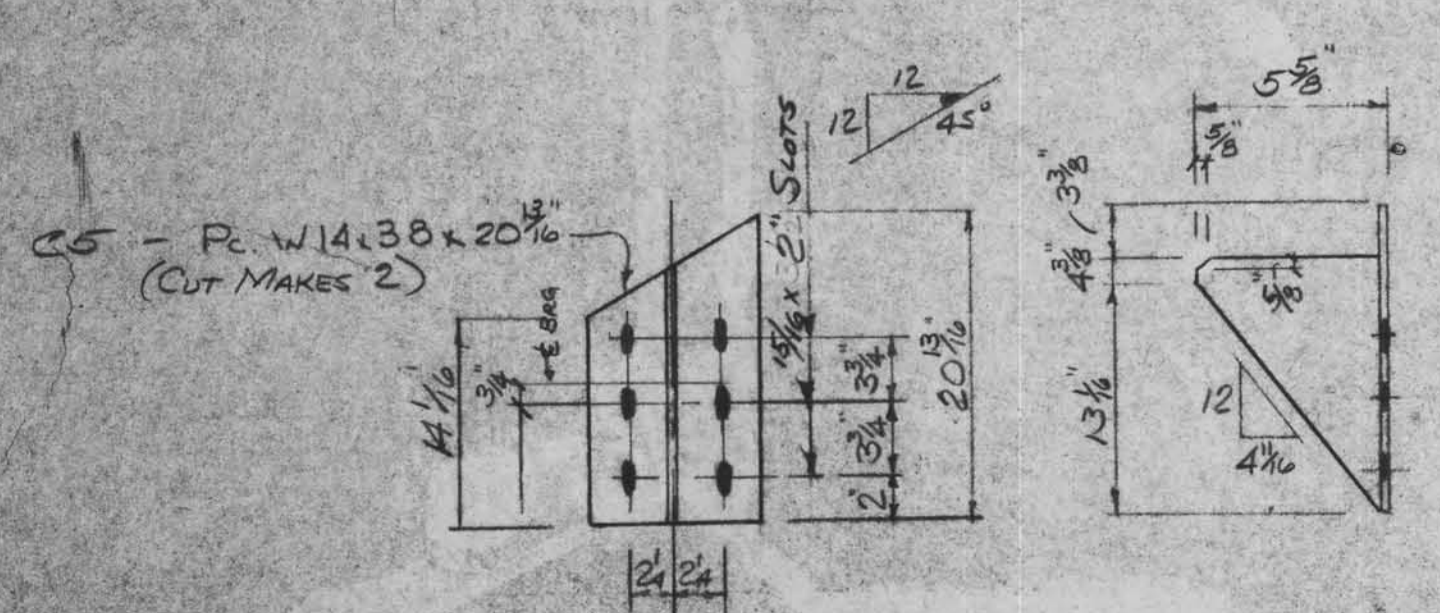
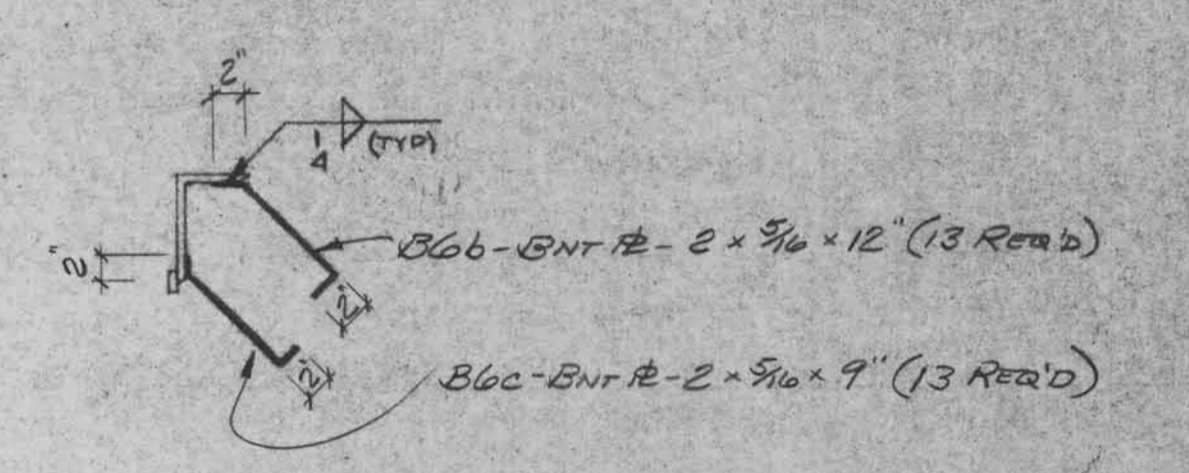
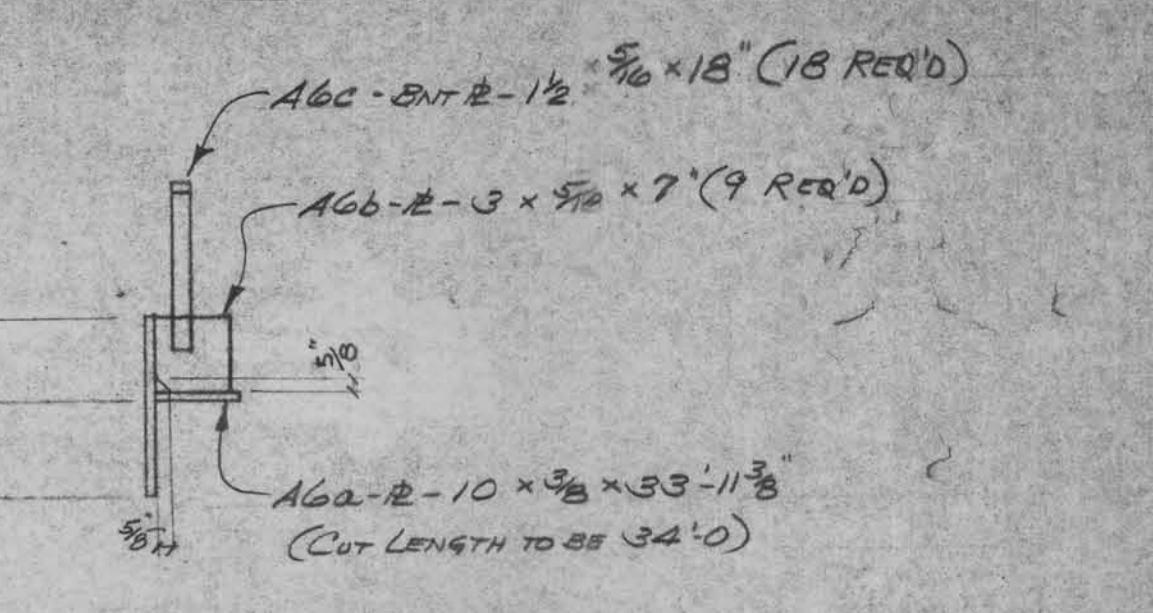
A B C D E F G H J K L M N P S T U V W X Y Z AA AB AC AD AE AF AG AH AJ AK AM AN AP AS AT AU AV AW AX AY AZ



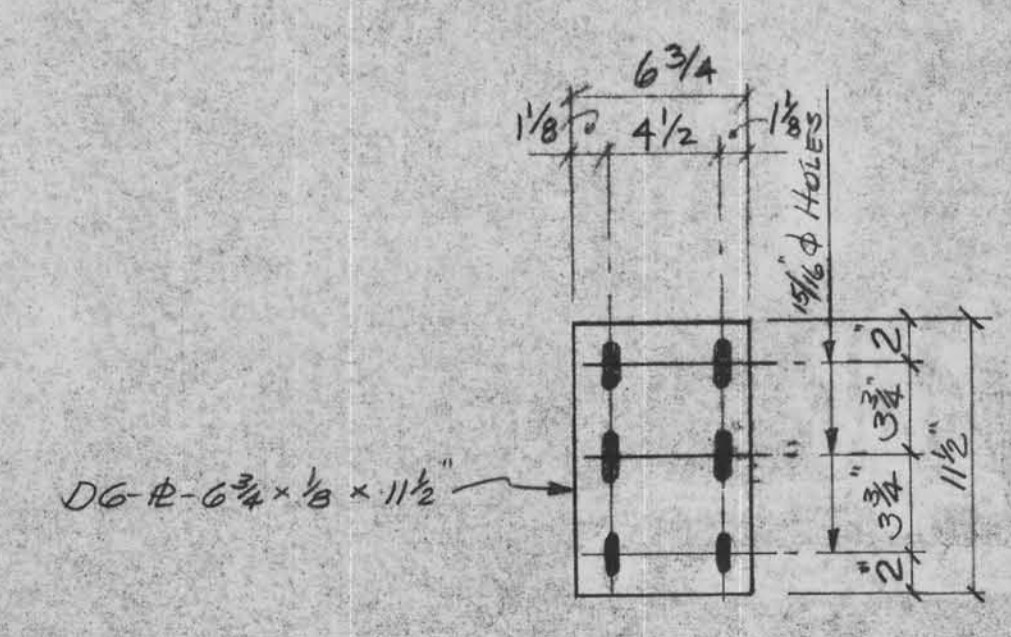
MAKE - 2 - A6 - EXPANSION DEVICE



MAKE - 2 - B6 - EXPANSION DEVICE

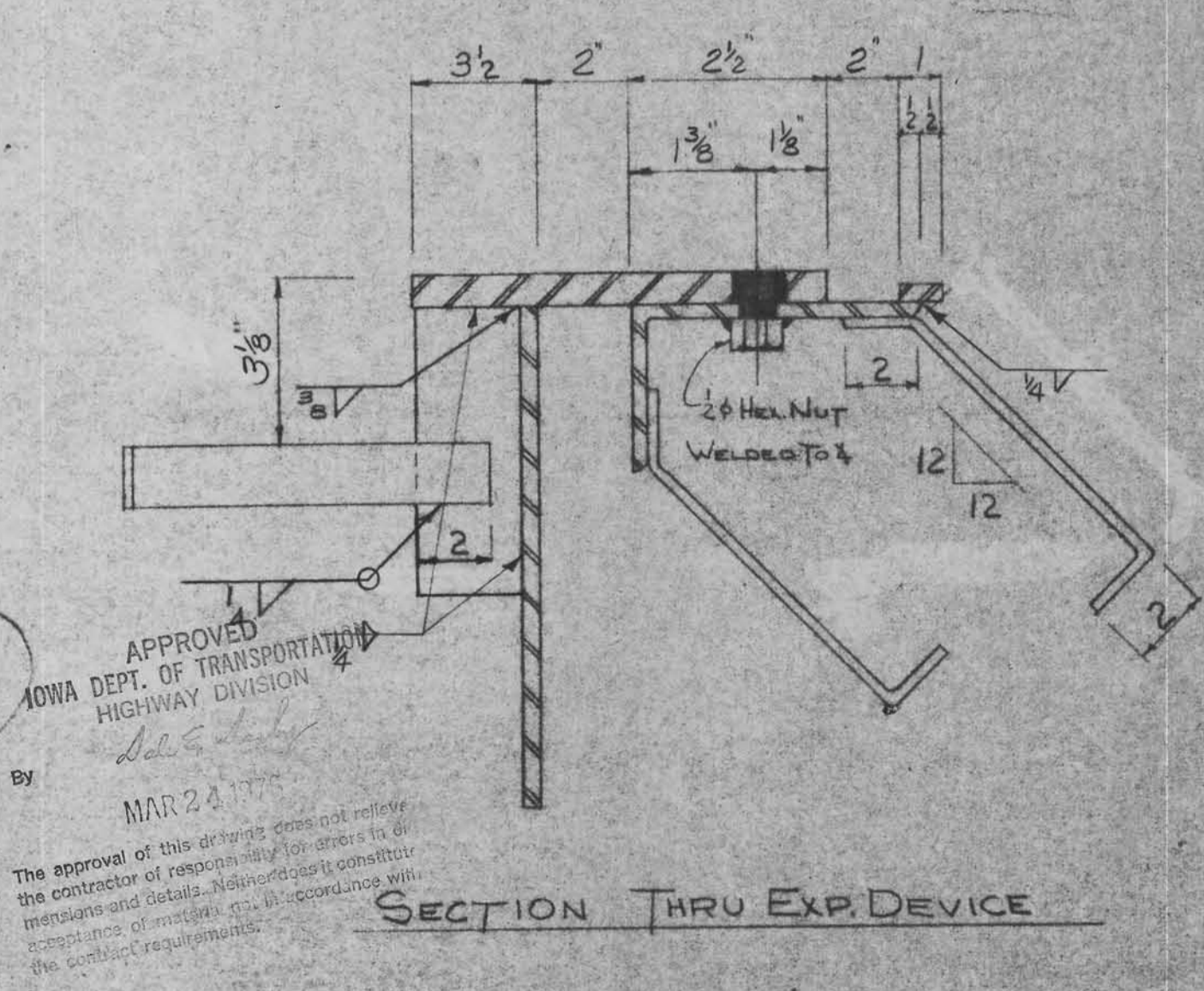


MAKE - 8 - C6 - CLIPS



MAKE - 32 - D6 - SHIMS

NOTE: PARTS INACCESSIBLE AFTER ERECTION ARE TO HAVE 3 COATS OF PAINT



APPROVED
IOWA DEPT. OF TRANSPORTATION
HIGHWAY DIVISION
By
MAR 28 1975
The approval of this drawing does not relieve the contractor of responsibility for errors in the contract and details. It does not constitute any representation or warranty by the contractor or the highway commission.

STANDARD WELDING DETAILS UNLESS OTHERWISE SHOWN


PAINT
RED LEAD
AASHOMTZ TYPE III
BOLTS
UNLESS NTD.
OPEN HES
UNLESS NTD.

DELONG'S
INC.
DIX RD. & IND. DR.
JEFFERSON CITY, MISSOURI
DIAL 635-6121

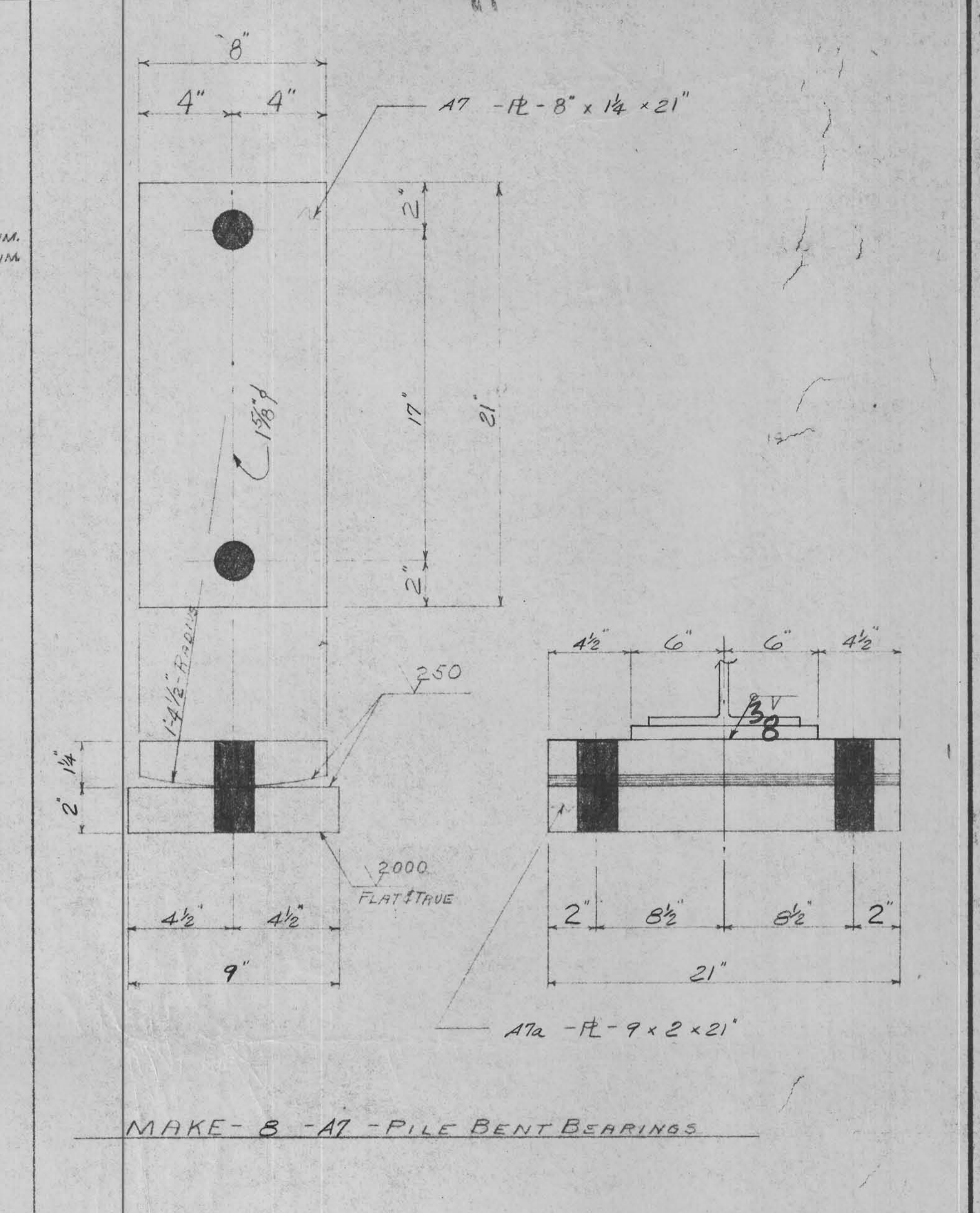
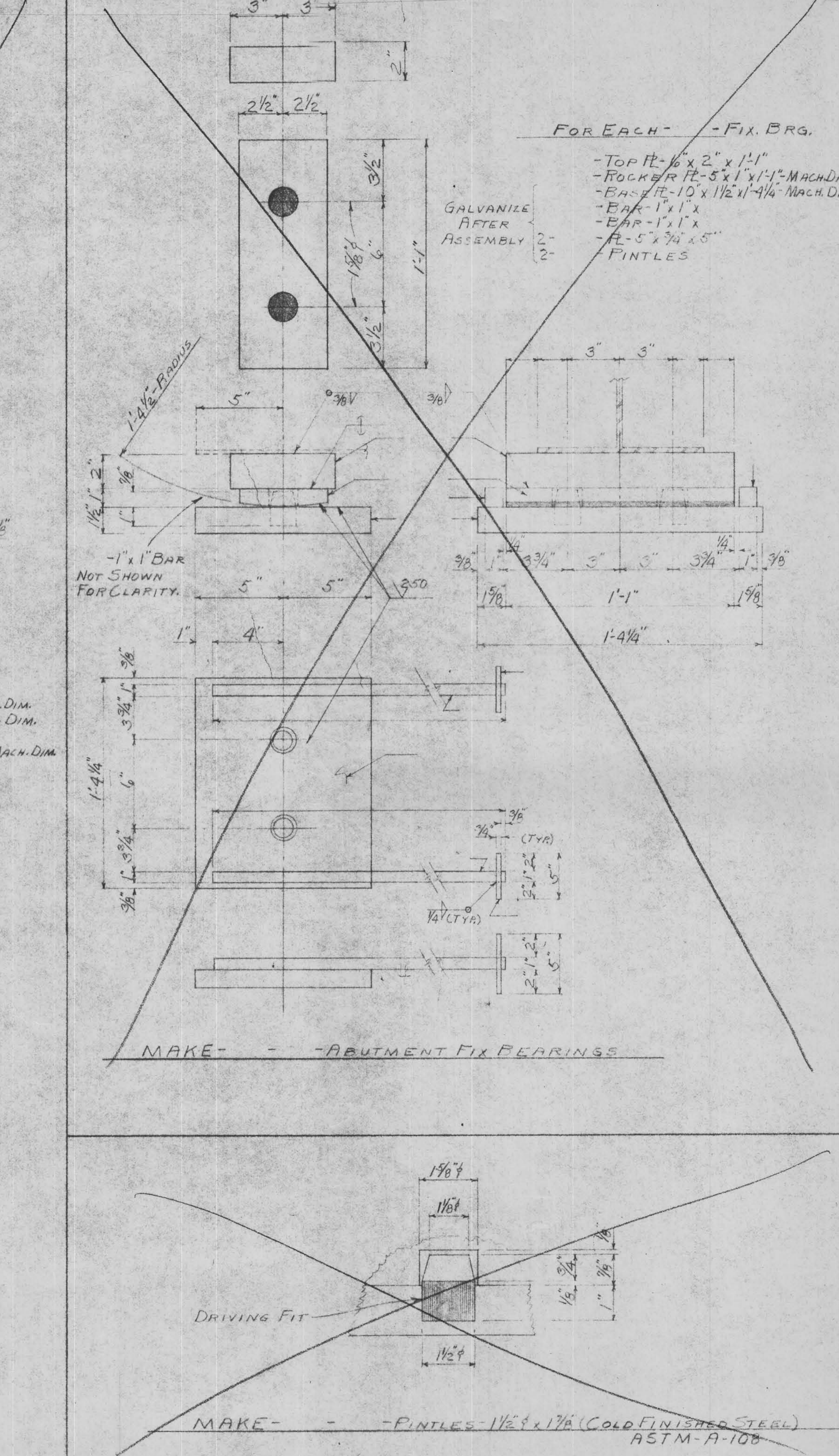
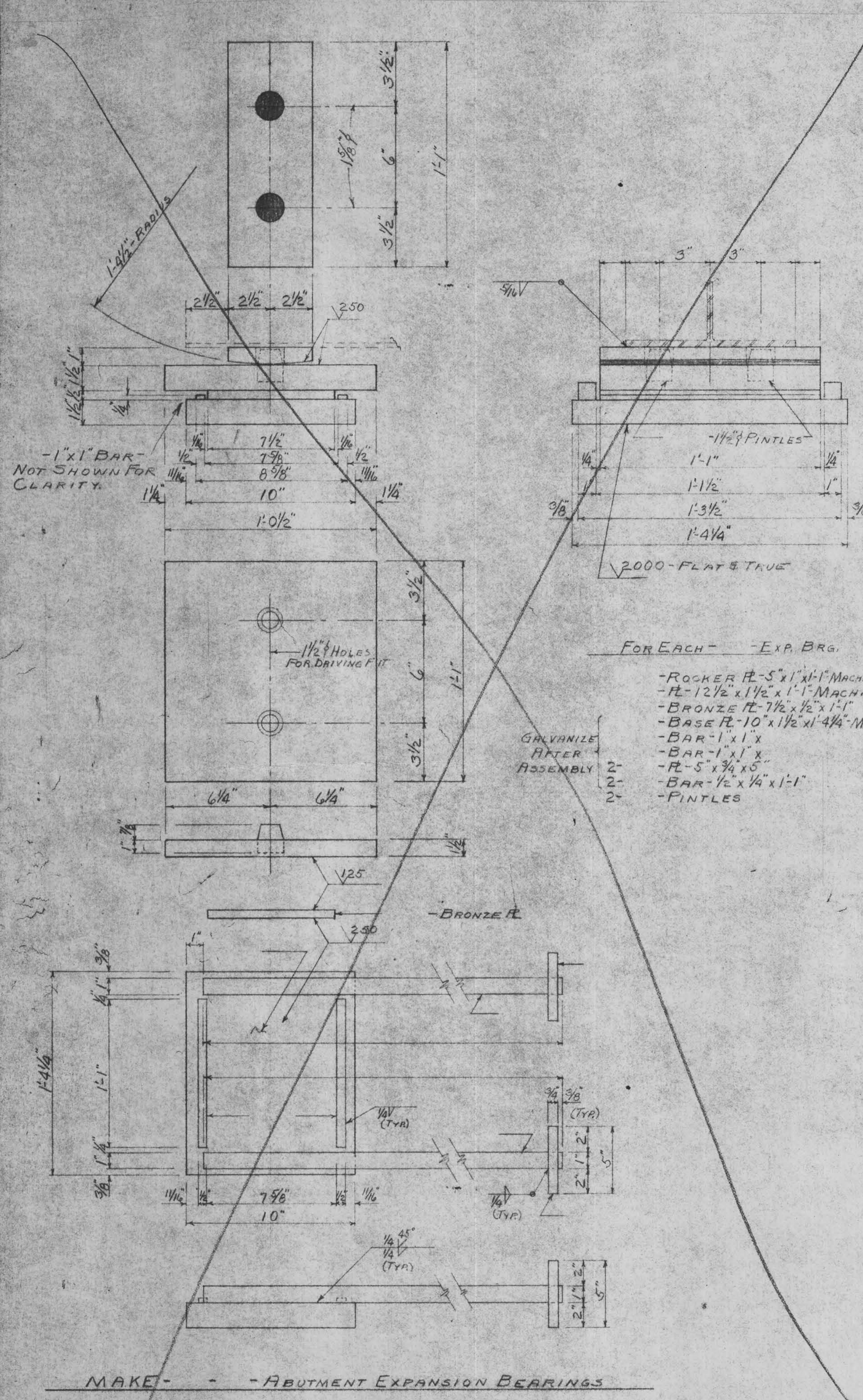
DATE	BY	DATE	MK.	BY	REMARKS
7-76	CEY				
12-76					
	LWB				
1-76					

CUSTOMER BRIDGE OVER BIG CREEK
JOB PROJ. 267(3)--61-24
LOCATION CRAWFORD COUNTY, IOWA
ARCH. ENGR. IOWA STATE HIGHWAY COMM.

JOB No.
15-208
SHT. No.
6
OF
9



A B C D E F G H J K L M N P Q R S T U V W X Y Z AA AB AC AD AE AF AG AH AJ AK AL AN AP AS AT AU AV AW AX AY AZ



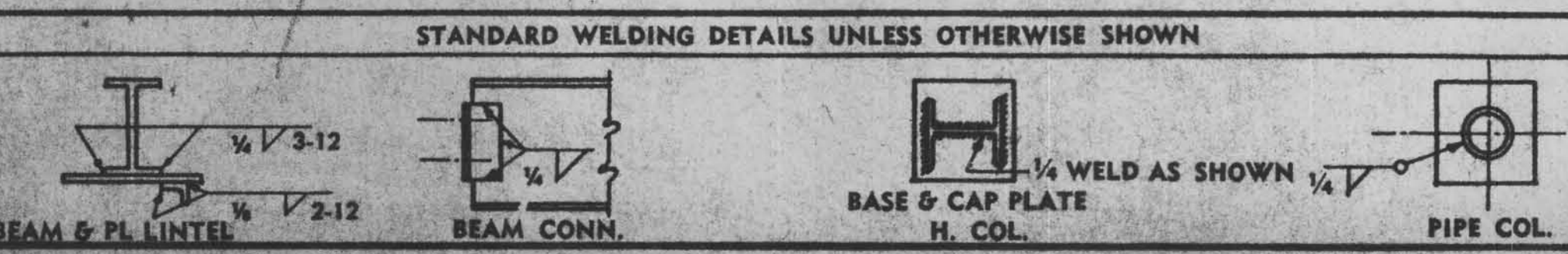
BEARING NOTES:

BRONZE PL - SHALL BE LUBRICATED IN ACCORDANCE WITH I.S.H.C. STANDARD SPECIFICATIONS (SLIDING SURFACE ONLY). TOP EDGES OF PL TO BE REVEALED 1/8".

SURFACES FINISHED WITH AN ASA-125 FINISH SHALL BE SHOP COATED WITH AN APPLICATION OF WHITE LEAD AND TALLOW AS SOON AS THE SURFACING PROCESS IS DONE. THE SHOP COATED SURFACES ARE TO BE WIPED CLEAN AND THEN A FIELD COAT OF WHITE LEAD AND TALLOW IS TO BE APPLIED JUST BEFORE THE ERECTION OF STRUCTURAL STEEL IN THE FIELD.

APPROVED *As noted*
 IOWA DEPT. OF TRANSPORTATION
 HIGHWAY DIVISION
 By *Selle's*
 MAR 24 1976

The approval of this drawing does not relieve the contractor of responsibility for errors in dimensions and details. Contractor does not accept the acceptance of material in accordance with the contract requirements.



PRINT RECORD

NO.	FOR	DATE	NO.	FOR	DATE
1	12-75	2	2-76		
3	4-76	4	3-76		
7	2-76				
4	2-76				

PAINT: AASHOM-72-TYPE III

BOLTS UNLESS NTD.

RIVETS UNLESS NTD.

OPEN HLS UNLESS NTD.

DeLONG'S INC.

DIX RD. & IND. DR. JEFFERSON CITY, MISSOURI

DIAL 635-6121

DETAILED BY: CER

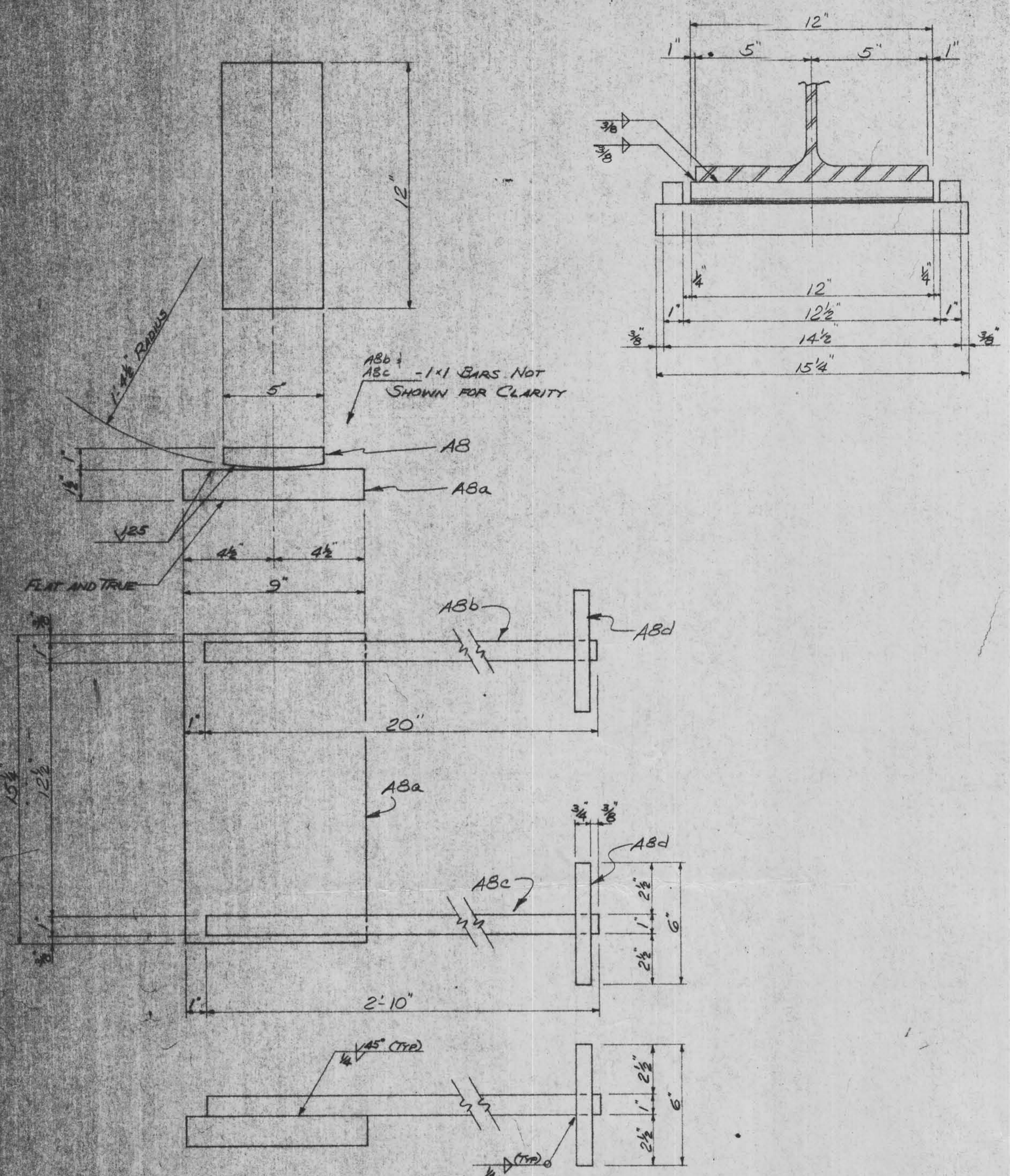
DATE: 12-75

CHECKED BY: LWB

DATE: 1-7-76

DATE	MK.	BY	REMARKS

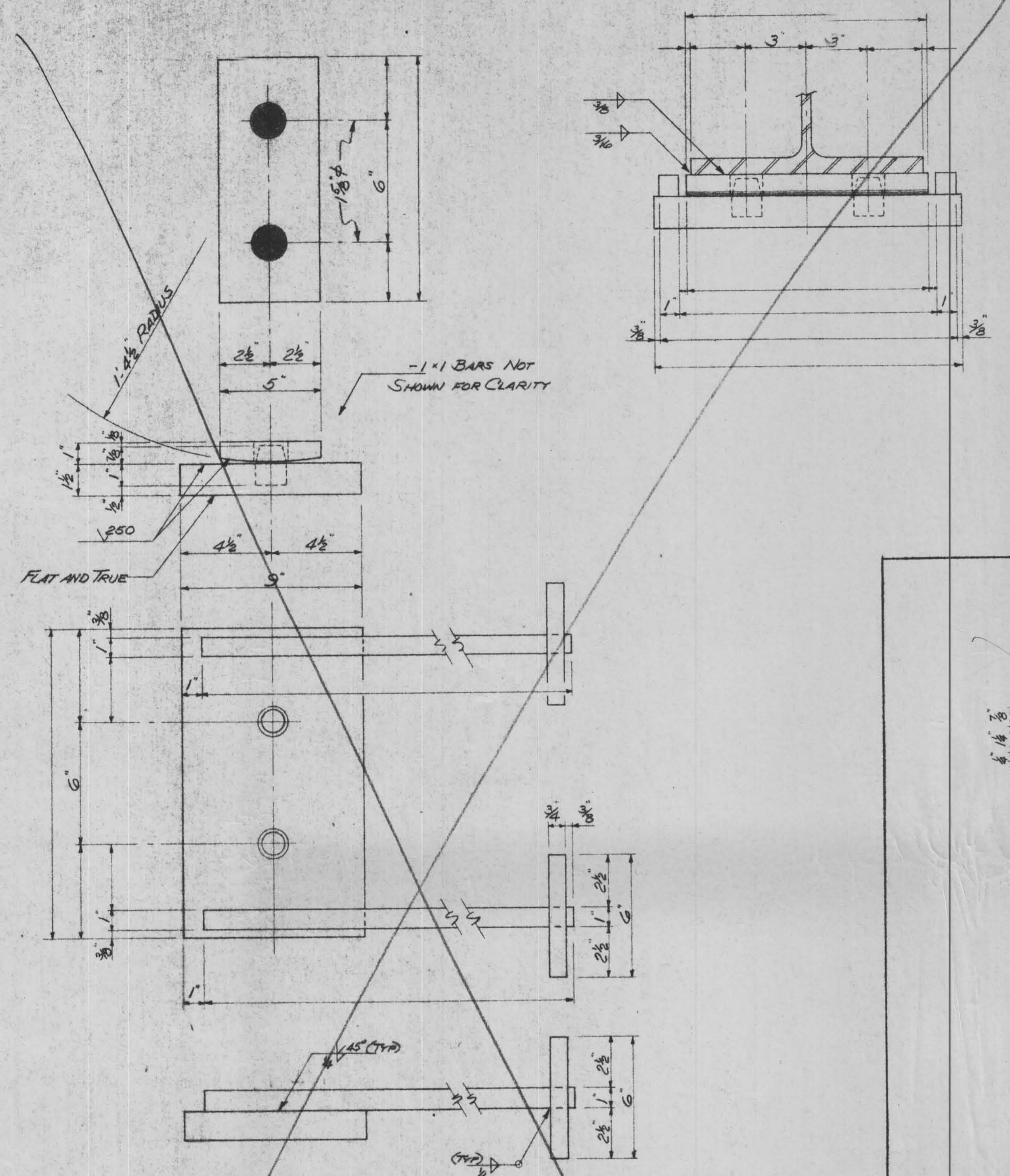
BRIDGE OVER PIG CREEK	JOB No.
Proj. - 2671(B)-61-24	75-208
LOCATION - CRAWFORD COUNTY, IOWA	SHT. No. 7
ARCH-ENGR. IOWA STATE HIGHWAY COMM.	OF 9



AB - ABUTMENT EXPANSION BEARING - B - REQ'D @ ABUT. #1 & #2

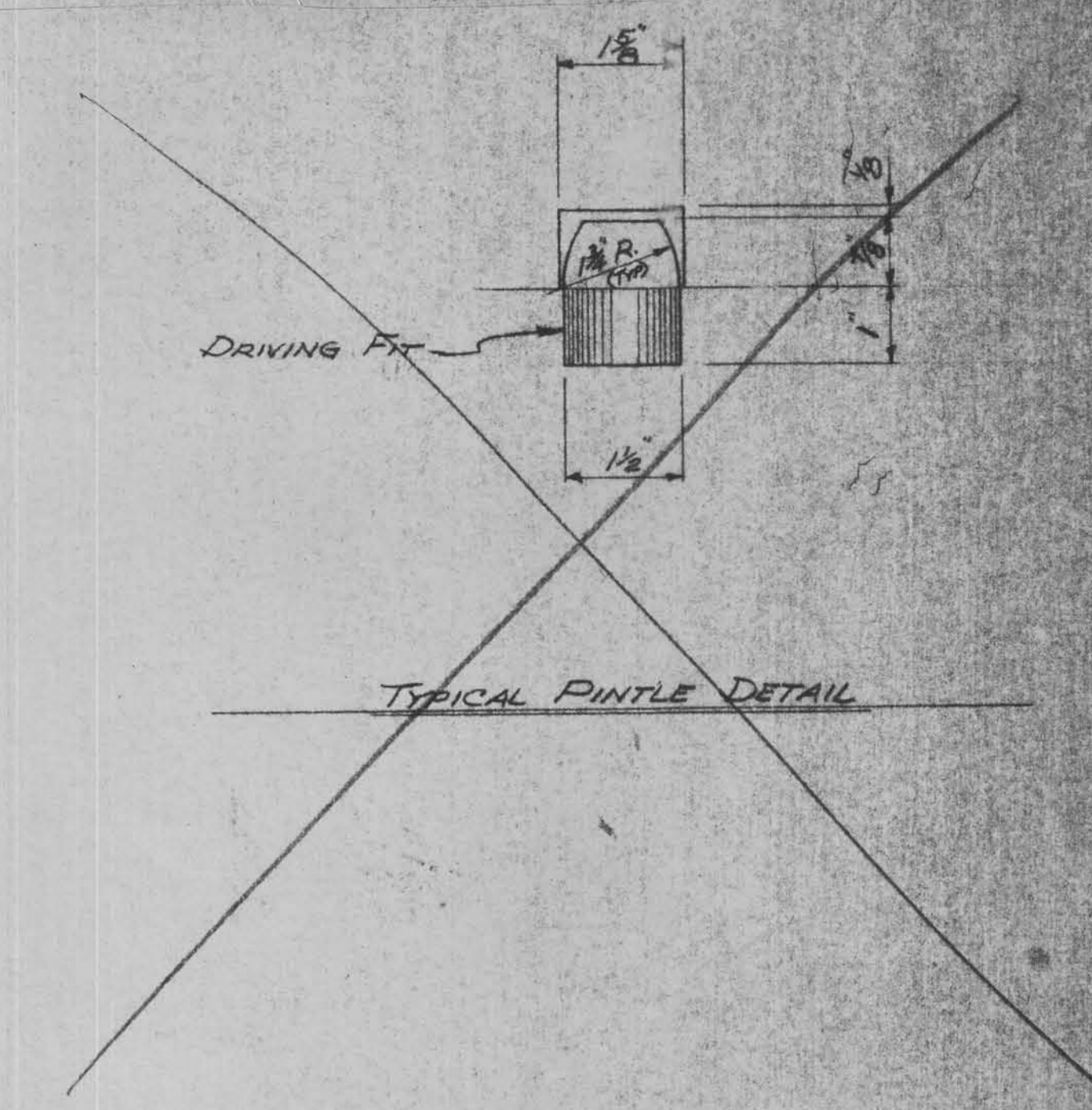
MAT'L REQ'D FOR EACH - AB - EXP. BRG.

- AB - ROCKER # - 5 x 1 x 12" (MACH DIM)
- ABa - BASE # - 9 x 1 1/2 x 15 1/4" (MACH DIM)
- ABb - BAR - 1 x 1 x 20"
- ABC - BAR - 1 x 1 x 2'-10"
- 2 - ABD - # - 6 x 3/4 x 6"



ABUTMENT FIXED BEARING - B - REQ'D @ ABUT. #

MAT'L REQ'D FOR EACH - FIXED BRG.



- BEARING - - REQ'D @

MAT'L REQ'D FOR EACH - - BEARING

APPROVED

IOWA DEPT. OF TRANSPORTATION
HIGHWAY DIVISION

By _____

MAR 23 1976

The approval of this drawing does not constitute the acceptance of the contractor's responsibility for the design and construction of the structure. The contractor shall be responsible for the design and construction of the structure in accordance with the contract requirements.

BEARING NOTES:

THE PINTLES SHALL COMPLY WITH I.M.C. STANDARD SPECIFICATIONS FOR COLD FINISHED STEEL AND WITH THE REQUIREMENTS OF ASTM-A-108 STEEL.

SURFACES FINISHED WITH AN ASA 125 FINISH SHALL BE SHOP COATED WITH AN APPLICATION OF WHITE LEAD AND TALLOW AS SOON AS THE SURFACING PROCESS IS DONE.

STANDARD WELDING DETAILS UNLESS OTHERWISE SHOWN

RED LEAD		PRINT RECORD	
NO.	FOR DATE	NO.	FOR DATE
1	12-75	2	2-76
3	4-76	4	3-76
7	2-76		
4	2-76		

BOLTS UNLESS NOTED.

OPEN H.S. UNLESS NOTED.

DE LONG'S

INC. DIX RD. & IND. DR.
JEFFERSON CITY, MISSOURI

DIAL 635-6121

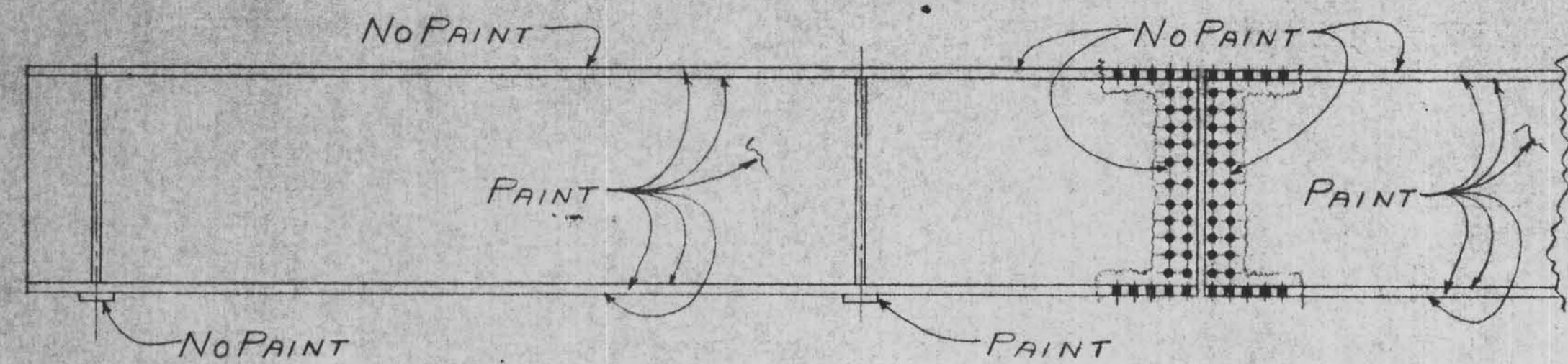
DETAILED BY		REVISIONS	
DATE	MK. BY	DATE	REMARKS
12-75	CEK		
1-7-76	LWB		

JOB No.		SHT. No.	
75-208	BRIDGE OVER BIG CREEK	8	9
JOB Proj - 267(13) - 61-24		ARCH-ENGR. IOWA STATE HIGHWAY COMM.	
LOCATION - Crawford County, Iowa			

A B C D E F G H J K L M N P Q R S T U V W X Y Z AA AB AC AD AE AF AG AH AJ AK AL AM AN AP AS AT AU AV AW AX AY AZ

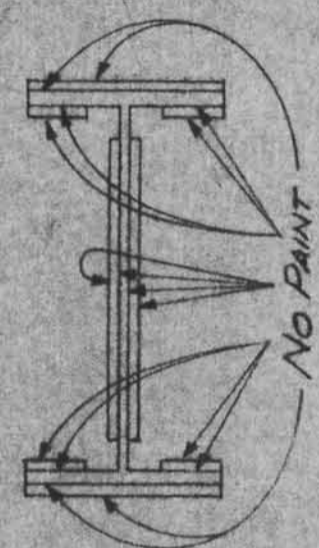
IOWA BRIDGES

SHOP PAINTING NOTES & ILLUSTRATIONS

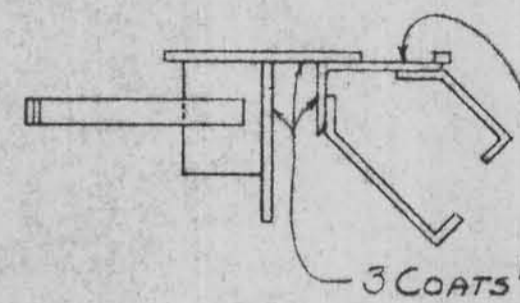


Do Not PAINT

PAINT 3 COATS



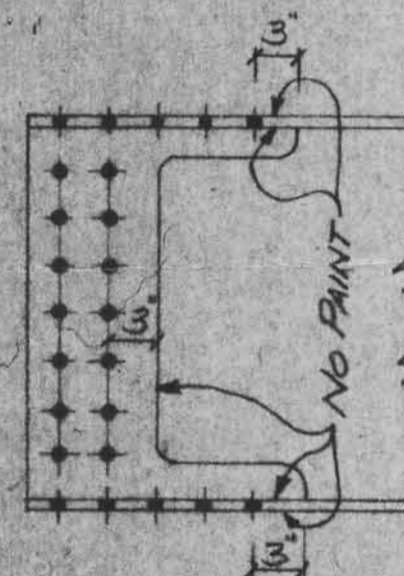
ANY SURFACE OF FIELD SPLICE IS'S.



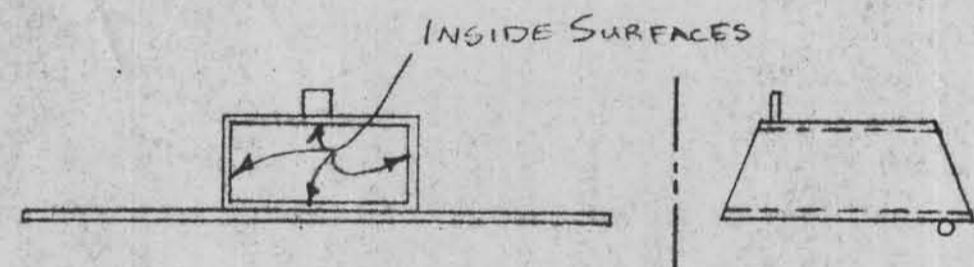
UNDERNEATH PART OF EXPANSION DEVICE NOT IN CONTACT WITH MASONRY, INCLUDING BOTTOM OF ROADWAY & TOP OF ANGLE.

THE 3 SHOP COATS SHALL CONSIST OF:
1 - RED LEAD.
2 - RED LEAD 1/101. PASTE LAMP BLACK ADDED PER GALLON.
3 - FOLIAGE GREEN.

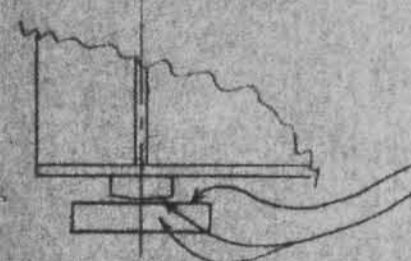

PAINT INSIDE SURFACE ONLY



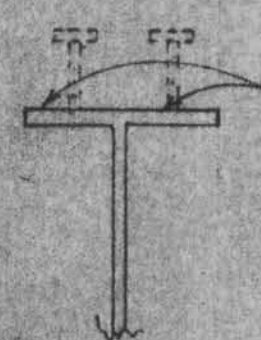
CLOSER THAN 3" FROM FIELD SPLICE HOLES



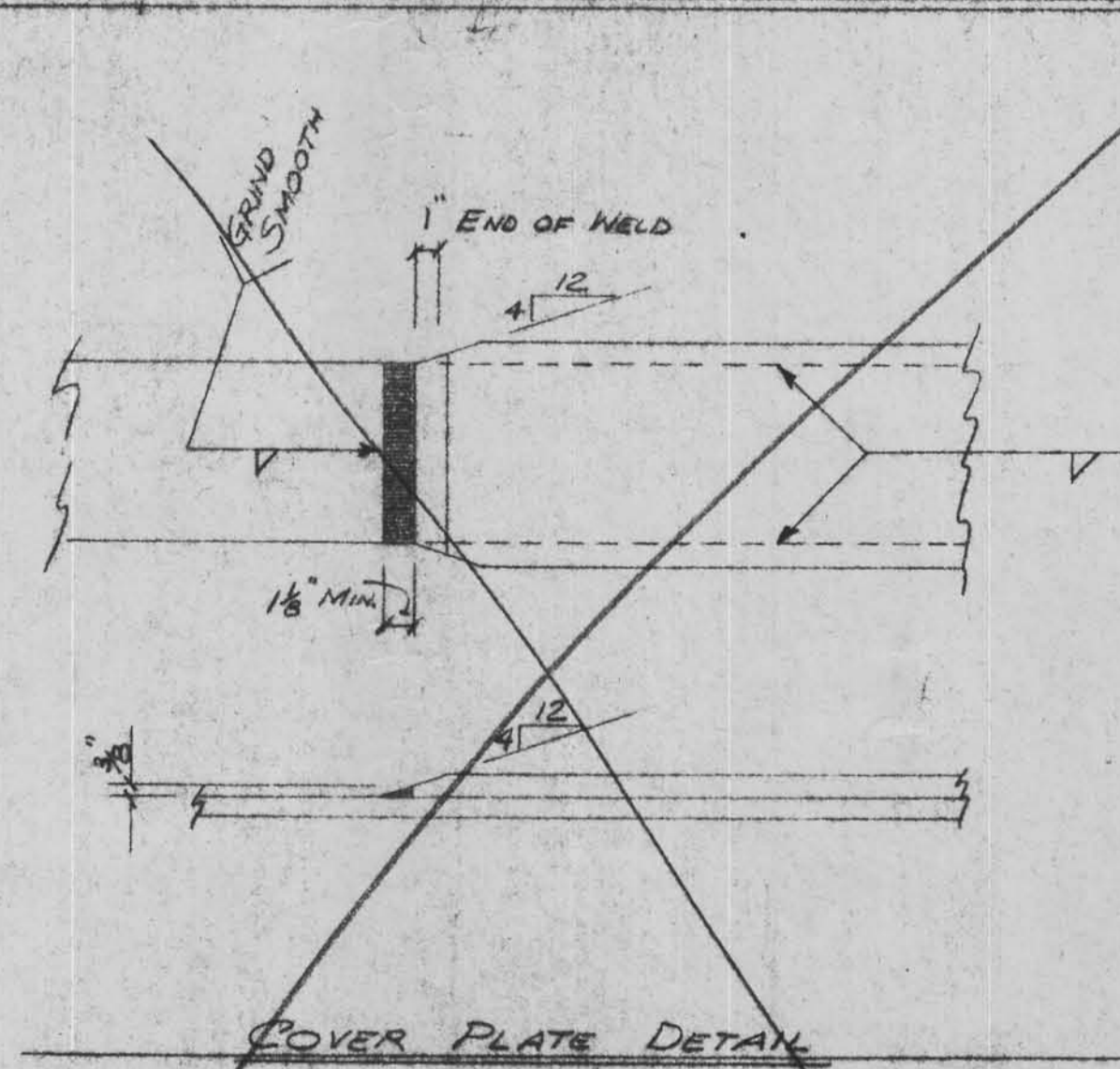
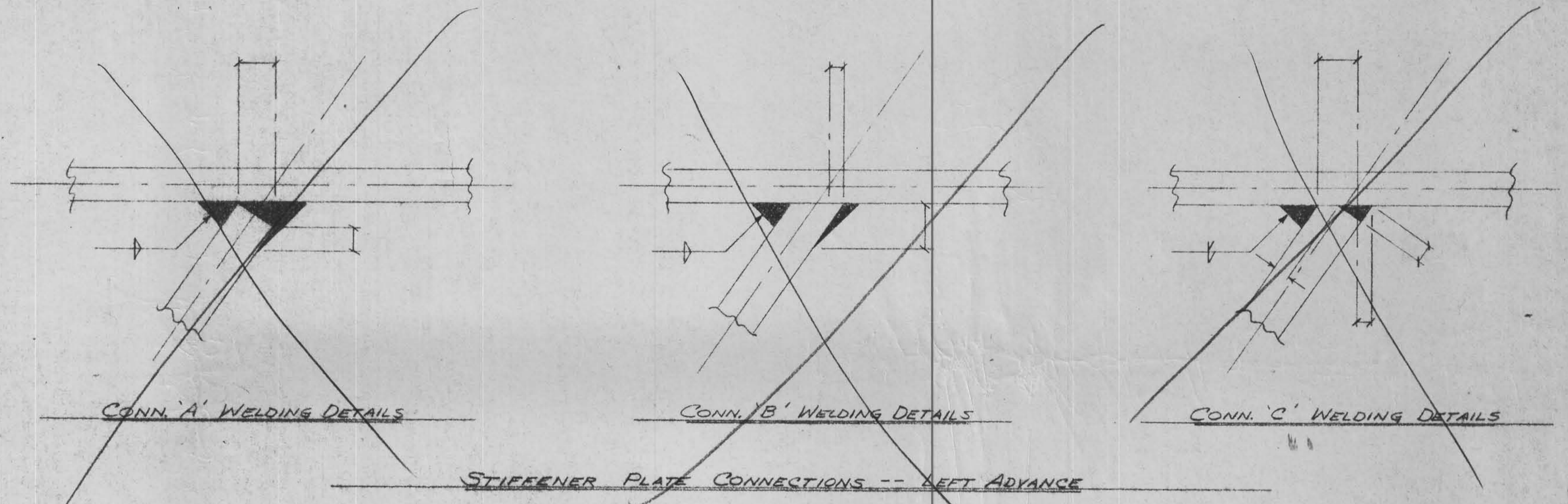
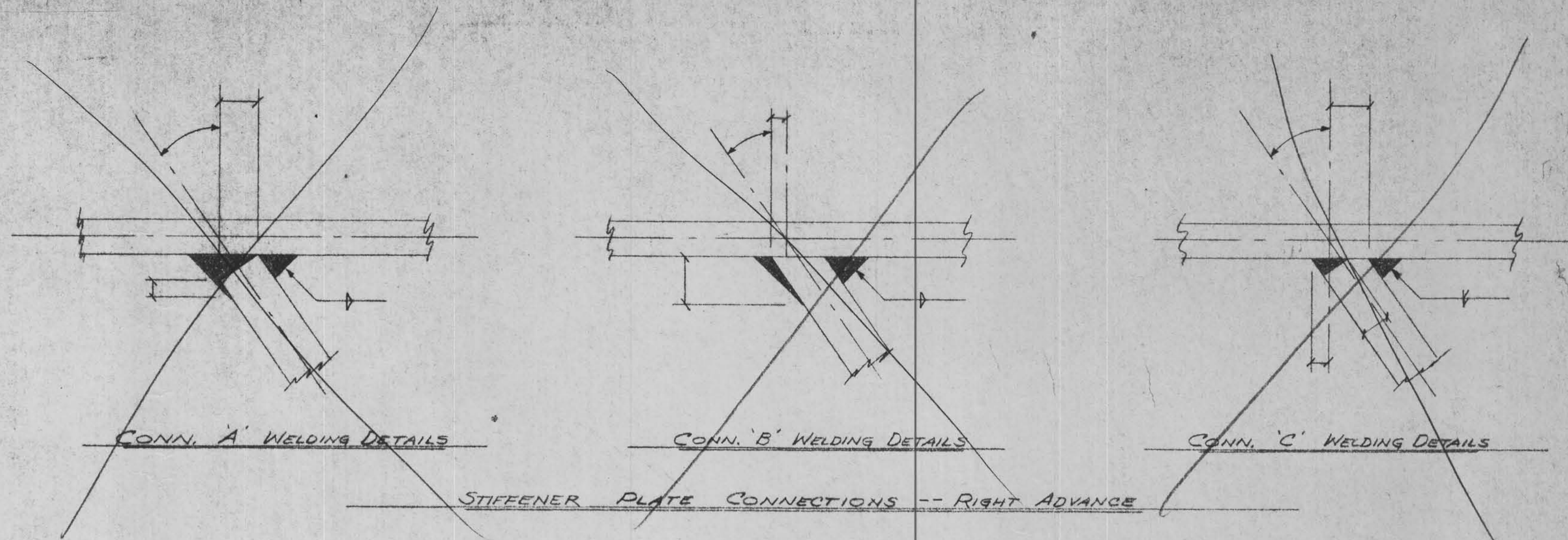
EXPANSION DEVICE SURFACES IN CONTACT WITH MASONRY.



MACHINED A.S. A-125 FINISH & GALVANIZED SURFACES ON BEARINGS.



TOP SURFACE OF TOP FLANGE ON BEAMS. (OR SHEAR CONNS.)



APPROVED
IOWA DEPT. OF TRANSPORTATION
HIGHWAY DIVISION
By *Robert L. Lundy*
MAR 24 1976

The approval of this drawing does not relieve the contractor of responsibility for all dimensions and details. Review drawings for acceptance of materials in accordance with the contract requirements.

STANDARD WELDING DETAILS UNLESS OTHERWISE SHOWN

PAINT
AASHOM 72- TYPE III
RED LEAD

PRINT RECORD

NO.	FOR	DATE	NO.	FOR	DATE
1	12-75	2	2-76		
3	APR 176	4	3-76		
7	2-76				
4	2-76				

DELONG'S
INC.
DIAL 635-6121
JEFFERSON CITY, MISSOURI

DETAILED BY
CEK
DATE 12-75
CHECKED BY
LWB
DATE 1-7-76

REVISIONS

DATE	MK	BY	REMARKS

BRIDGE OVER BIS CREEK
PROJECT - 2671(3)-61-24
LOCATION - CRAWFORD COUNTY, IOWA
ARCH-ENGR. IOWA STATE HIGHWAY COMM.

JOB No.
75-208
SHT. 9
OF 9

A B C D E F G H I J K L M N P S T U V W X Y Z AA AB AC AD AE AF AG AH AJ AK AM AN AP AS AT AU AV AW AX AY AZ