


N 1/4 Cor. Sec. 2-81-39

35  
2

In soil  
Set in  
Cedar p  
MCH B  
12 21'



18' long  
with fence


25-82-37

217

36  
1  
S 1/4 Cor of Sec. 34-82-39

Lines

BK



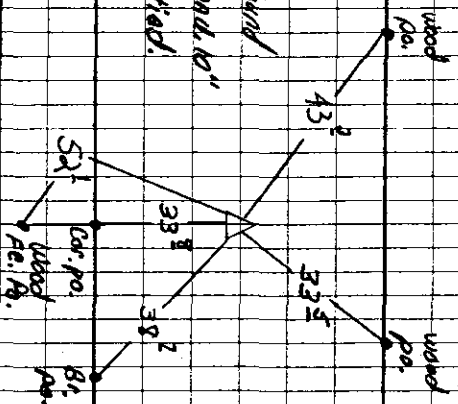
Fence

Replaced dia with CM S-1-68  
6x3-85 found on retired

W. Ray Harbor  
Asst. Proj. Eng.  
Shelby County

76

1-9-87 Found  
Broken Mon. 10"  
Deep, vertical.



Sought 10-18-39  
Notes R. Stammer

