



WILKE LAND SURVEYING INC. 401 1800th Street Panama, Iowa 51562 (712)489-2800

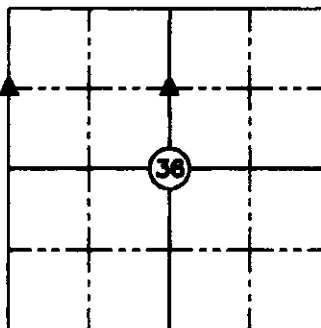
UNITED STATES PUBLIC LAND SURVEY CORNER CERTIFICATE

SECTION 36 TOWNSHIP 83N RANGE 38W COUNTY CRAWFORD
 Reason for Certificate: (No record Certificate)

Monument Description and Remarks:


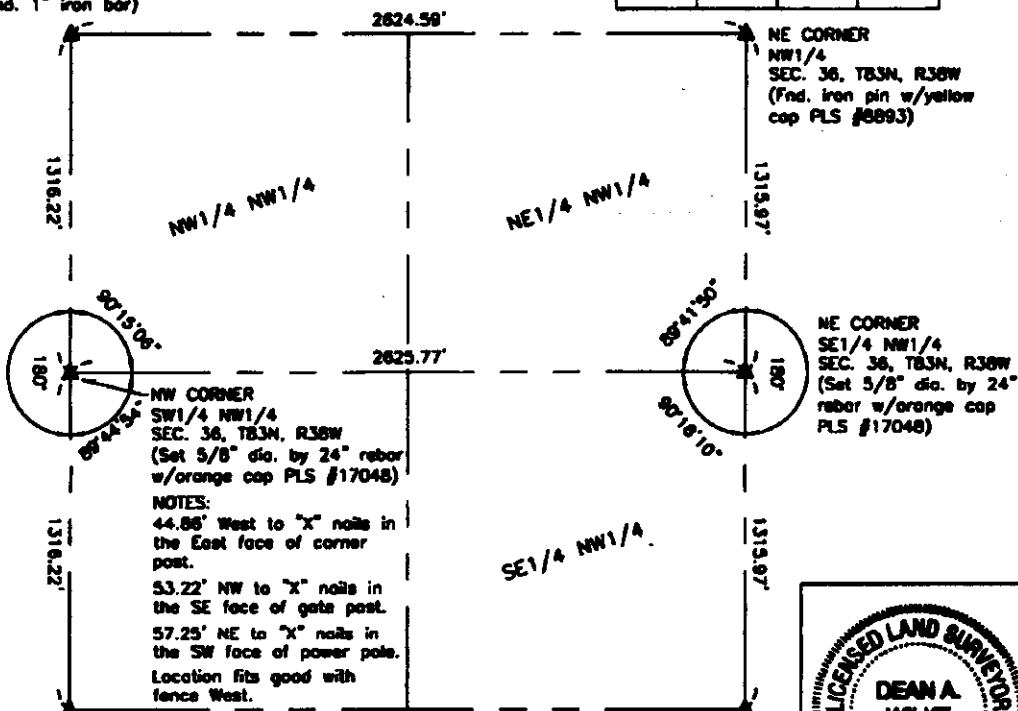
NW CORNER SW1/4 NW1/4 - Set 5/8" dia. by 24" rebar with orange cap PLS #17048 (0.5' deep) at the midpoint of the West line of the NW1/4.

NE CORNER SE1/4 NW1/4 - Set 5/8" dia. by 24" rebar with orange cap PLS #17048 (flush) at the midpoint of the East line of the NW1/4. Drove steel fence post on the NE side of corner.



NW CORNER
 NW1/4
 SEC. 36, T83N, R38W
 (Fnd. 1" iron bar)

NE CORNER
 NW1/4
 SEC. 36, T83N, R38W
 (Fnd. iron pin w/yellow cap PLS #8893)



==ALL DISTANCES ARE HORIZONTAL==

List Corners to be Indexed			
Corner	Section	Twp.	Range
NW CORNER SW1/4 NW1/4	36	83N	38W
NE CORNER SE1/4 NW1/4	36	83N	38W

I hereby certify that this land surveying document was prepared and the related survey work was performed by me or under my direct personal supervision and that I am a duly licensed Land Surveyor under the laws of the State of Iowa.

Dean A. Wilke 12/21/13
 Dean A. Wilke Date

License number 17048

My license renewal date is December 31, 2015

Pages or sheets covered by this cost: This page only